



SERVICES CATALOGUE

Services delivered by France & Germany

For more details, please contact your local dealer or consult your geographic zone price list.



A range of Services to optimize the performance of Sames equipments

For decades **Sames** has been designing, manufacturing and selling industrial equipment to enable the bonding, protection and embellishment of your products. These equipments allows you to do the impossible: dose highly viscous products to the nearest gram at pressures of several hundred bars, apply extremely corrosive products 24 hours a day, 7 days a week without ever failing, or even safely apply paints charged at more than 100,000 Volts through rotating bowls at 80,000 revolutions per minute, all in ATEX environments...

For you to achieve such feats in your workshops, **Sames** equipments are certainly the best tool at your disposal. But like any tool, it requires perfect mastery, rigorous installation and commissioning, and regular

maintenance. To do this, through its network of partners, **Sames** offers you a wide range of Services allowing you to use our equipments with peace of mind, to maximize performance and save consumption, time and productivity.

In this catalog of Services you will therefore find the details of the services that are available to you in terms of:

- Training in integration, use and maintenance of **Sames** equipments
- Audit
- Maintenance contract
- Factory repair
- Laboratory tests
- Turnkey projects

JULIEN DE FEYDEAU
Technical Director

“**Sames** offers you a wide range of Services allowing you to use our equipments with peace of mind.”





TABLE OF CONTENTS

SERVICES	02
TRAINING	06
<i>Basics trainings</i>	16
GA Airspray, Airmix®, Airless®	18
GC Chemical, Paints	21
GE Electrostatic	22
GP Powder	25
GS Safety	26
TA iNTEC	27
<i>Products trainings</i>	30
PA Auto guns	32
PB Bells	36
PD Dosers	48
PG Manual guns	49
PK Multi-component	57
PO Option accessories	62
PP Pumps	71
PR Robots	77
TA iNTEC	78
<i>Systems trainings</i>	88
SL Liquid paint application	90
SP Powder application	98
TA iNTEC	103
LINE AUDITS	110
MAINTENANCE CONTRACTS	114
LABORATORIES	118
AFTER-SALES	122
ACCESS MAPS	126
INDEX	130







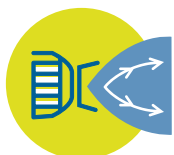
TRAINING

LA GAMME SAMES

A range of products that meet the needs of all application businesses

With a wide variety of ranges and services, we can meet all your application needs. Whatever your production volume and the finishing level you expect, we will be able to advise you, design and implement the most suitable solution.

sames kremlin



Airspray, Airmix®, Airless



metal



plastic



Wood



consumer goods



automotive



agricultural



furnitures



infrastructures



transport



sames intec



Sealant and adhesives application solutions



metal



automotive



transportation



consumer goods



sames nanocoat



Liquid coating application solutions for rotating bells, with and without electrostatic



metal



plastic



Wood




automotive



consumer goods



construction



sames inocoat



Powder coating application solutions



metal



Wood



consumer goods



infrastructures



transport



TRAINING

Technical skills shared through training...

Our mission as trainers is to allow you to professionalise your staff and increase their technical skills for a better control of your facility.

Depending on the complexity of the topics covered, we support our technical sessions with 7 documentary or visual teaching tools such as PowerPoint, MCQs, maintenance poster, Memento, maintenance video, demonstration case or web training, to allow you a better assimilation of knowledge.

The offers and training programs proposed in this catalogue contribute to this objective achievement.



PPT slides



MCQ & exercises



Video support



Memento / Quick guide



Technical poster



Demo case



Web training

We are always ready to listen to your needs and to develop specific training programs with you on request. Our team of trainers remains at your disposal to support you in your future projects and your wishes to learn...

Let's develop together your technical skills to take full advantage of the performance of Sames equipment. Just what you need for maximum efficiency...

Our Customer Training Center is Datadock certified and registered under N° 84 38 06768 38 with the DIRRECTE of the Auvergne-Rhône-Alpes region.



Equipment dismantling in workshop.

THE EXPERTS



Guy Cerruti
Technical trainer

Provider for the company Sames technologies between 1993 and 1999, Guy Cerruti returned to the company in 2007 along with experience as a site manager, to bring his expertise and rigor. It was not until 2013 that he became a technical trainer within the company.



sames **G**nanocoat



sames **G**inocoat



Yann Pinus
Technical trainer

After more than two decades dedicated to technical export sales functions (including several years at Sames technologies), Yann Pinus changed for training at the end of 2011. Since then, he has put expertise and teaching skills at the service of our customers.



sames **G**kremlin



Michael Schmidt
Technical trainer

Mr. Schmidt joined iNTEC in 2018 and has since been responsible for setting up and implementing all training courses for high-viscosity applications. Previously, he gained many years of experience as a team leader of production and quality assurance in the field of dosing technology as well as in the field of service/project management, also in the automotive sector.



sames **G**intec

WHY SHOULD YOU TRAIN?



BSC300 demo case.

Evolving through training

The richness of a professional career is measured by the technical skills you need to acquire to meet a need to specialize even more, or simply to stay at the cutting edge of technology.

The training we offer will allow you to acquire the basics of a trade for beginners, perfect your Know-How or teach you the mastery of technique and methodology of preventive maintenance.

Based on training programs developed by our technical experts, you will have a chance to increase your skills thanks to our strong field experience, until you become a specialist in your field of competence.

Testimony

The first referent trainer certified at Barcelona

MORALES François
Deputy Manager Sales & Technical of Spain Subsidiary

«... Big thanks for the trainers to select Oscar and his team to be graduate as official trainers...»

Mechanical disassembly with video support.



Training the trainer on new equipment.

Our expertise to support you

With the reliable technology of our Sames equipments, we offer industrial solutions to increase your productivity, improve quality while reducing your product consumption and your production costs.

Armed with our knowledge of industrial and environmental issues, we share our Know-How and expertise through our training courses and teaching supports, with the only goal of allowing you to achieve your production tool profitability objectives.

TRAINING LEVELS & CODIFICATION

PG-104-1

FUNDAMENTAL

The training will provide you with a **fundamental awareness** on a technology or a product.

Level
1

PG-104-2

MAINTENANCE

The training will provide you with both **theoretical knowledge** and **practical exercises** on a product.

Level
2

PG-104-3

CONFIGURATION

The training will provide you with **advanced knowledge** & **system configuration skills**.

Level
3

MODULE TYPE	SUB-CATEGORY	NUMBER		
G	General	000 to 100 for Powder applications 100 to 200 for Liquid applications		
	A		Airspray, Airmix®, Airless®	
			C	Chemical, Paints
			E	Electrostatic
S			Safety	
P	Product		A	Auto guns
			B	Bells
			D	Dosers
			G	Manual guns
			K	Multi-component
			O	Option accessories
			P	Pumps
		R	Robots	
TA	iNTEC			
S	System	L	Liquid paint application	
		P	Powder application	
SE	Services	1	Line audits	
		2	Maintenance	
		3	Laboratories	
		4	After-sales	

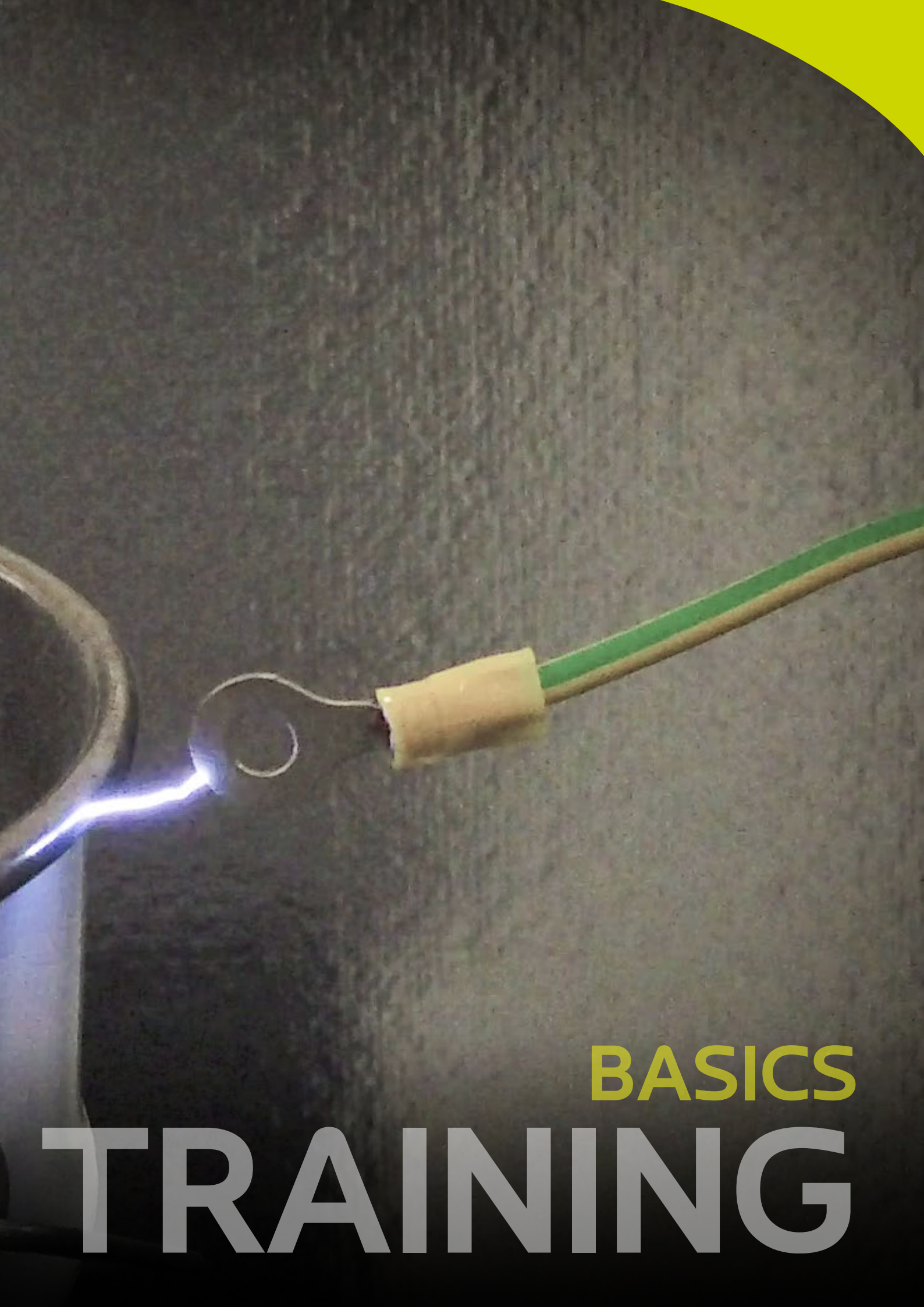
How to choose the right training course?

The objective of this catalogue is to help you choose the most suitable training for your needs.

An associated module sheet is available on request, bringing details for each training course: The objectives, the content of the program, the teaching aids used, the duration, and other useful information to guide your choices.

If you still have questions, please contact our training department (contacts on the back cover.)





BASICS

TRAINING

Airspray

Spraying



PREREQUISITE

- The trainee must have completed the following training: GC-100-1 (or having acquired knowledge through experience).

TRAINING GOAL

- To acquire the fundamental knowledge concerning the Airspray spraying technology.

PROGRAM

THE AIRSPRAY PRINCIPLE

- History and principle, paint conveying modes.
- Equipment range of guns (gravity, suction and pressurized types).
- Standard (CONV) Airspray, and low pressure Airspray (HVLP / LVLP).
- Adjustments and possible defects with Airspraying with a troubleshooting review.
- Fields of Airspray applications.

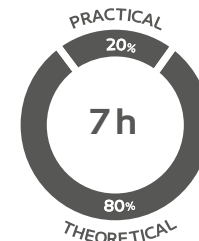
APPLICATION TRIALS

- Actual trials on metallic, and / or paper sheets.
- Effects of gun adjustments (air levels, positions of knobs) on spray patterns.
- Limits of each spraying technology.
- Use of a thickness gauge.

GA-100-1

Level 1

DURATION



Training can be scheduled from 08:30 AM to 12:00 PM and from 13:00 PM to 17:00 PM

LOCATION

Taking place at the training center of:

Meylan (38)

Stains (93)

Or taking place at the customer's site

PUBLIC

All profiles (sales, technical)
3 trainees maximum per session

THEORETICAL



Power Point Slides



MCQ and exercises



Memento

PRACTICAL



Technical poster



Video support



Demo case

PRICE / SESSION

On training center

At customer's site

Consult the price list

Consult the price list

Airmix®

Spraying



PREREQUISITE

- The trainee must have completed the following training: GA-102-1 (or having acquired knowledge through experience).
- Basic notions about general physics and arithmetics.

TRAINING GOAL

- To acquire the fundamental knowledge concerning the Airmix® spraying technology.

PROGRAM

THE AIRMIX® PRINCIPLE

- The Airmix® principle.
- Comparison between Airmix® and Airless®.

POSITIONING AND TRANSFER RATE OF AIRMIX®

- Transfer rate of Airmix®.
- Transfer rate and particules speed.

STANDARD CONSTITUTION IN MANUAL APPLICATION

- The association of a gun and a paint pressurisation pump.

THE XCITE™ GUN

- The Airmix® Xcite®+ gun.

THE VX24 AIRCAP AND AIRMIX® NOZZLES

- VX24 aircap.
- Adjustment of the spraying spurt.
- Adjustment of the spurt height.
- Standard Airmix® nozzles.
- Fine finish Airmix® nozzles.

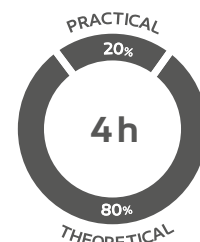
THE AUTOMATIC GUNS

- The ATX / AVX sprayers and their differences.

GA-101-1

Level 1

DURATION



Training can be scheduled from 08:30 AM to 12:00 PM and from 13:00 PM to 17:00 PM

LOCATION

Taking place at the training center of:

Meylan (38)

Stains (93)

Or taking place at the customer's site

PUBLIC

All profiles (sales, technical)
3 trainees maximum per session

THEORETICAL



Power Point Slides



MCQ and exercises



Memento

PRACTICAL



Technical poster



Video support



Demo case

PRICE / SESSION

On training center

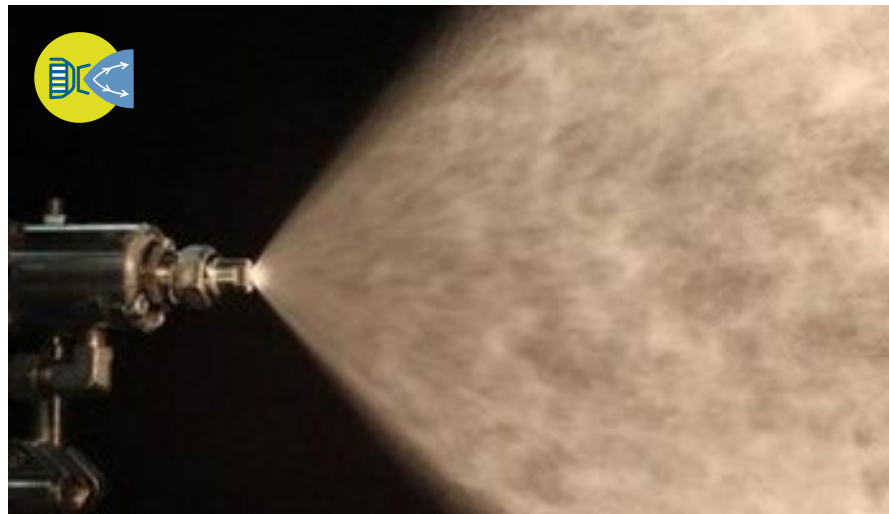
At customer's site

Consult the price list

Consult the price list

Airless®

Finish & protective Spraying



PREREQUISITE

- Basic notions about general physics and arithmetics.

TRAINING GOAL

- To acquire the fundamental knowledge concerning the Airless® spraying technology.

PROGRAM

THE AIRLESS® PRINCIPLE

- The Airless® principle.
- General physical values.
- Pressures and spurts homogeneity.
- Constitution of a basic equipment.

FLAT NOZZLES AND REVERSIBLE NOZZLES

- Flat spurt nozzles.
- Flat spurt nozzles's chart.
- The diaphragms.
- The reversible nozzles.

AUTOMATIC SPRAYING

- HP sprayers for automatic systems.

SKILL™ NOZZLES

- SKILL™ nozzles for HP automatic sprayers.
- The advantages about SKILL™ nozzles.
- The construction of the nozzle.
- SKILL™ nozzles / codification.
- SKILL™ nozzles's chart.

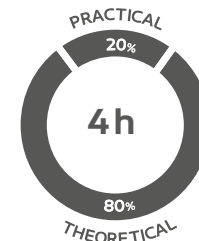
FILTRATION AND PRESSURE DROPS

- The filtration chain of an Airless® system.
- Pressure drops.
- Simplified calculation for pressure drops determination with graph.
- Required pressures.

GA-102-1

Level 1

DURATION



Training can be scheduled from 08:30 AM to 12:00 PM and from 13:00 PM to 17:00 PM

LOCATION

Taking place at the training center of:

Meylan (38)

Stains (93)

Or taking place at the customer's site

PUBLIC

All profiles (sales, technical)
3 trainees maximum per session

THEORETICAL



PowerPoint Slides



MCQ and exercises



Memento

PRACTICAL



Technical poster



Video support



Demo case

PRICE / SESSION

On training center

At customer's site

Consult the price list

Consult the price list

Paint

Knowledge



PREREQUISITE

- Basic academic knowledge of arithmetic and general physics.

TRAINING GOAL

- Acquire basic knowledge about painting.

PROGRAM

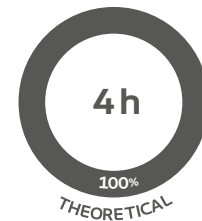
KNOWLEDGE OF ONE- AND TWO-COMPONENTS PAINTS

- Paint constituents, viscosity, dry extract.
- Constraints on the application of paints: temperature, humidity and dew point influences.
- Review of paint technical data sheets.
- Calculations of proportions in bi and tri-components.
- Use of rules and proportion cups.
- Use of the method via weighing, with identical and different densities.

GC-100-1

Level 1

DURATION



Training can be scheduled from 08:30 AM to 12:00 PM and from 13:00 PM to 17:00 PM

LOCATION

Taking place at the training center of:

Meylan (38)

Stains (93)

Or taking place at the customer's site

PUBLIC

All profiles (sales, technical)
3 trainees maximum per session

THEORETICAL



Power Point Slides



MCQ and exercises



Memento

PRACTICAL



Technical poster



Video support



Demo case

PRICE / SESSION

On training center

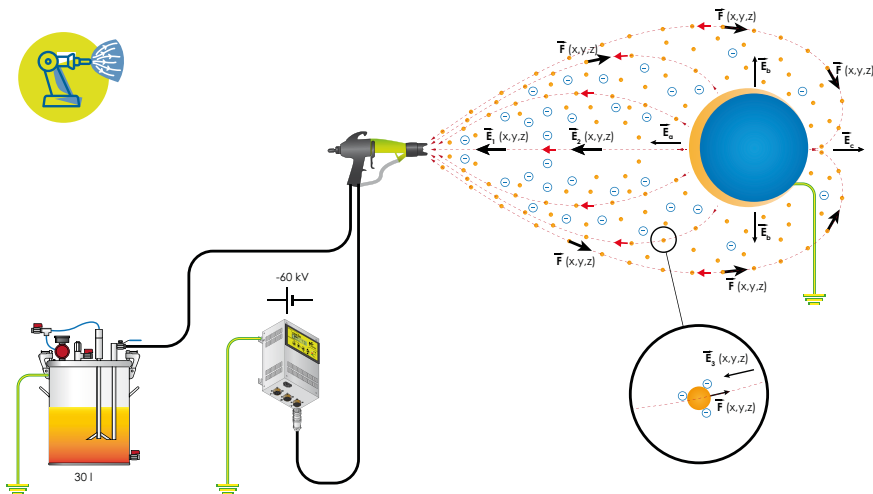
At customer's site

Consult the price list

Consult the price list

Electrostatic

Application



PREREQUISITE

- Basic notions about general physics and chemistry.

TRAINING GOALS

- To know the principles of electrostatic.
- Define the parameters influencing the electrostatic force.
- To know the different types of charge.
- Define and alert on the precautions of use.

PROGRAM

INTRODUCTION TO ELECTROSTATIC

- Fundamental principles.

ELECTROSTATIC APPLIED TO THE PAINT

- Parameters characterizing the force.

THE FIELD

- Parameters characterizing the field.

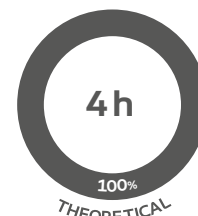
THE CHARGE

- Different types of charges.

GE-100-1

Level 1

DURATION



Training can be scheduled from 08:30 AM to 12:00 PM and from 13:00 PM to 17:00 PM

LOCATION

Taking place at the training center of:

Meylan (38)

Stains (93)

Or taking place at the customer's site

PUBLIC

All profiles (sales, technical)
3 trainees maximum per session

THEORETICAL



Power Point Slides



MCQ and exercises



Memento

PRACTICAL



Technical poster



Video support



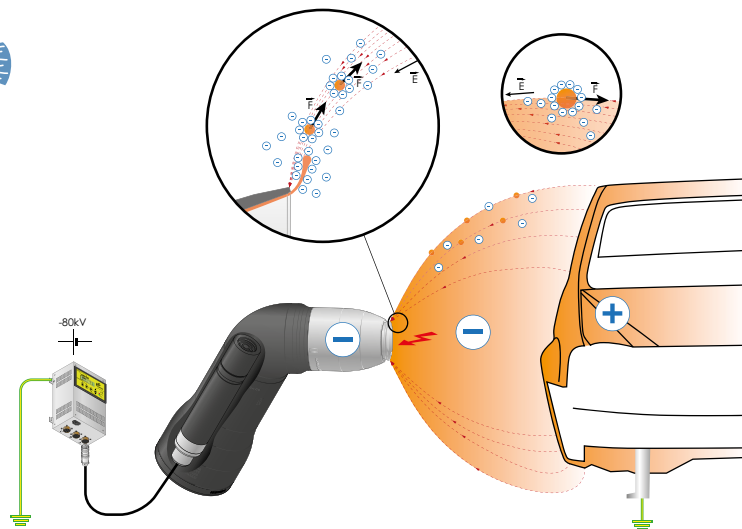
Demo case

PRICE / SESSION

On training center	At customer's site
Consult the price list	Consult the price list

Bell cup

Application



PREREQUISITE

- Academic background in physics and chemistry.

TRAINING GOALS

- To know the principle of forming the paint film by rotating bell cup.
- To define the parameters influencing the application.
- To know the different types of electrical charges.
- To know the risks inherent in the electrostatic process.
- To know how to recognize defects and their origin.

PROGRAM

GENERAL APPLICATION

- Film formation in the bell cup.
- Film thickness at the edge.
- Droplet formation.
- Size of fillets / droplets.
- Distribution of droplet sizes.
- Granulometry synthesis.
- Forces exerted on the droplet.
- Internal load.
- External charge.
- Transport of the drops.
- Rotation effect.

SAFETY - ELECTROSTATIC

- Risk of ignition.
- Risk of electric shock.

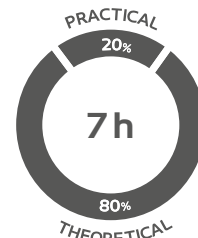
PRACTICAL EXAMPLES

- Main aspect defects.
- On thickness / edge stitching.
- Faraday cage, penetration.
- Sink.
- Lineage, overlapping, overlapping impact.
- Marbling, homogeneity.
- Colorimetry.

GE-100-2

Level 2

DURATION



Training can be scheduled from 08:30 AM to 12:00 PM and from 13:00 PM to 17:00 PM

LOCATION



Taking place at the training center of:

Meylan (38)

Stains (93)

Or taking place at the customer's site

PUBLIC



All profiles (sales, technical)
3 trainees maximum per session

THEORETICAL



Power Point Slides



MCQ and exercises



Memento

PRACTICAL



Technical poster



Video support



Demo case

PRICE / SESSION



On training center

At customer's site

Consult the price list

Consult the price list

Robotic

Application



PREREQUISITE

- Knowledge of the automotive paint industry.

TRAINING GOALS

- To know the painting process.
- To know the norms and regulations safety concerning the painting environment.
- To know the notions of electrostatic and the electrostatic application with a rotating bell cup.
- To know the application settings.
- To know how to recognize the application defects.

PROGRAM

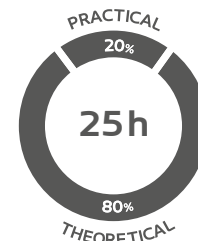
GENERAL PRESENTATION

- Body painting process.
- Bumper painting process.
- Norms and safety regulations.
- Customer expectations.
- Sames range.
- The paint.
- Electrostatic concept.
- Electrostatic application with rotating bell cup.
- The application settings.
- How to prepare an application test.
- Paint application failure.

GE-101-3

Level 3

DURATION



Training can be scheduled from 08:30 AM to 12:00 PM and from 13:00 PM to 17:00 PM

LOCATION

Taking place at the training center of:

Meylan (38)

Stains (93)

Or taking place at the customer's site

PUBLIC

All profiles (sales, technical)
3 trainees maximum per session

THEORETICAL



PowerPoint Slides



MCQ and exercises



Memento

PRACTICAL



Technical poster



Video support



Demo case

PRICE / SESSION

On training center


At customer's site

Consult the price list

Consult the price list

Powder

Thermosetting powder application



PREREQUISITE

- Basic academic knowledge of arithmetic and general physics.

TRAINING GOAL

- To acquire fundamental knowledge about thermosetting powder application.

PROGRAM

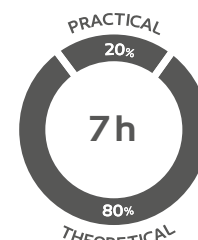
THERMOSETTING POWDER COATING

- History.
- Powder coating.
- The components of a powder coating.
- Nature of powders.
- Powder manufacturing process.
- Particle size.
- Coating thickness.
- Drying of powder coatings.
- Why use powder coating?
- Electrostatic application.
- Powder installation.
- Electrostatic powder coating equipment.
- Defects.
- Powder process optimisation.
- Preventive maintenance plan.
- Equipment checklist.
- Maintenance faults.
- Preventive maintenance.

GP-001-1

Level 1

DURATION



Training can be scheduled from 08:30 AM to 12:00 PM and from 13:00 PM to 17:00 PM

LOCATION

Taking place at the training center of:

Meylan (38)

Stains (93)

Or taking place at the customer's site


PUBLIC

All profiles (sales, technical)
3 trainees maximum per session

THEORETICAL



PowerPoint Slides



MCQ and exercises



Memento

PRACTICAL



Technical poster



Video support



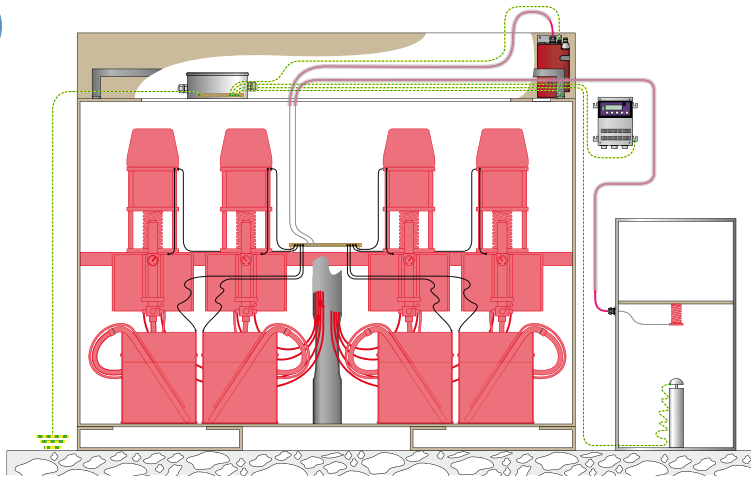
Demo case

PRICE / SESSION

On training center	At customer's site
Consult the price list	Consult the price list

HT Hydro

Connections



PREREQUISITE

- Knowledge of the automotive paint industry.

TRAINING GOALS

- Present the good practices of installation for a water soluble, water dilutable, or conductive not inflammable paint antenna.
- To learn the rules allowing the appropriate fitting for HT Hydro connections.

PROGRAM

IMPORTANT INFORMATION

- Ground connections and equipotentiality.
- Discharge time.

INSTALLATION RULES

- Installation outline with the insulating array.
- Installation outline with the CPH 301/2 pump.

HIGH TENSION CABLES

- Ground resumption: Necessary equipment.
- High Tension cable preparation.
- High Tension cables connections.
- Ground connections for High Tension cables.

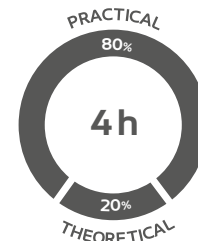
THE DISTRIBUTOR

- Necessary equipment.
- Assembly of the HT distributor.

GS-101-1

Level 1

DURATION



Training can be scheduled from 08:30 AM to 12:00 PM and from 13:00 PM to 17:00 PM

LOCATION

Taking place at the training center of:

Meylan (38)

Stains (93)

Or taking place at the customer's site

PUBLIC

All profiles (sales, technical)
3 trainees maximum per session

THEORETICAL



PowerPoint Slides



MCQ and exercises



Memento

PRACTICAL



Technical poster



Video support




Demo case

PRICE / SESSION

On training center	At customer's site
Consult the price list	Consult the price list

Mechanics & Electrics

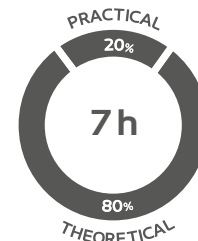
Basic principles



TA-100-1

Level 1

DURATION



Training can be scheduled from 08:30 AM to 12:00 PM and from 13:00 PM to 17:00 PM

LOCATION



Taking place at the training center of:

Erfstadt (50)

*Or taking place at the customer's site**

PUBLIC




All profiles (sales, technical)
6 trainees maximum per session

THEORETICAL



Power Point Slides



MCQ and exercises



Handout

PRACTICAL



Training Cell



Video support



Demo case

PRICE / SESSION



On training center	At customer's site
Consult the price list	Consult the price list

* For training sessions at your site, the following equipment will be required: a furnished & quiet room, projector & flip chart, access to a training system to carry out a barrel exchange.

PREREQUISITE



- None.

TRAINING GOAL



- During this training session, the basic principle, the functionality and the mechanical and electrical design of all components are explained in detail.

PROGRAM



SYSTEM BASICS

- System basics.

DESIGN AND FUNCTIONS OF BARREL PUMPS

- Inductive sensors and their significance.
- Pump control system.
- Pneumatic until.
- Follower plates.
- High pressure pump.
- Seal kits.


DESIGN AND FUNCTIONS OF 1K DOSING UNITS

- Dosing chamber.
- Inlet valve.
- Outlet valve.
- Seal kits.

CIRCULATION LUBRICATION SYSTEM

BARREL CHANGE

ELECTRICAL DESIGN OF THE CONTROL UNIT



0

32

NOT OPEN WHILE ENERGIZED

21B

24A

53

0618

43A


43B

24-1A

24-1B

Sames Kremlin

APRESS 72C160



PRODUCTS

TRAINING

A25 Flowmax[®]

Automatic gun



PREREQUISITE

- The trainee must have completed the following training: GC-100-1 (or having aquired knowledge through experience).
- Basic notions about general physics and arithmetics.

TRAINING GOALS

- To know the use types, the operating procedure, the components of the A25F
- To know the pressure and air volume values for an optimal A25F functioning.
- To know how to disassemble and reassemble an A25F and the operations / frequency of the preventive maintenance.

PROGRAM

SPECIFICATIONS

- Description.
- Technical characteristics.

PARAMETERS AND USE

- Functioning.
- Parameters.
- Use of the gun.

DAILY UPKEEP

- Product circuit rinsing.
- Gun cleaning.
- Aircap cleaning.

INSTALLATION STANDSTILL

- Less than 3 hours standstill and long duration standstill.

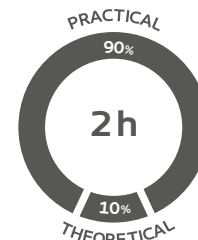
DISASSEMBLY & REASSEMBLY

- Gun replacement.
- Needle and impermeability cartridge replacement.

PA-101-2

Level 2

DURATION



Training can be scheduled from 08:30 AM to 12:00 PM and from 13:00 PM to 17:00 PM

LOCATION

Taking place at the training center of:

Meylan (38)

Stains (93)

Or taking place at the customer's site

PUBLIC

All profiles (sales, technical)
3 trainees maximum per session

THEORETICAL



Power Point Slides



MCQ and exercises



Memento

PRACTICAL



Technical poster



Video support



Demo case

PRICE / SESSION

On training center

At customer's site

Consult the price list

Consult the price list

A28, A29, A3

Automatic gun



PREREQUISITE

- The trainee must have completed the following training: GC-100-1 (or having acquired knowledge through experience).
- Basic notions about general physics and arithmetics.

TRAINING GOALS

- Acquire the fundamental knowledge about the pneumatic spraying technology.
- Understand the Sames dedicated brochures.

PROGRAM

THE AUTOMATIC SPRAYERS

- Functioning principle.
- Range presentation of the A28 HPA, A29 HPA, A29 HTI and A3 HPA models.
- Standard sprayings and low pressure sprayings (HVLP / LVLP).
- Parameters and possible faults during application.

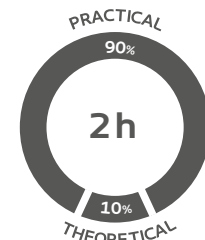
AIRSPRAY SPRAYING TESTS, IN THE TEST BOOTH

- Painting preparation, viscosity set-up.
- Paint spraying with manual pneumatic guns on paper sheet and / or slabs.
- Deduced impacts of parameters.
- Controls of the deposit thickness / usage of a wet film gauge.

PA-102-2

Level 2

DURATION



Training can be scheduled from 08:30 AM to 12:00 PM and from 13:00 PM to 17:00 PM

LOCATION

Taking place at the training center of:

Meylan (38)

Stains (93)

Or taking place at the customer's site

PUBLIC

All profiles (sales, technical)
3 trainees maximum per session

THEORETICAL



PowerPoint Slides



MCQ and exercises



Memento

PRACTICAL



Technical poster



Video support



Demo case

PRICE / SESSION

On training center

At customer's site

Consult the price list

Consult the price list

A35

Automatic gun



PREREQUISITE

- The trainee must have completed the following training: GC-100-1 (or having aquired knowledge through experience).
- Basic notions about general physics and arithmetics.

TRAINING GOALS

- To know the use types, the operating procedure, the components of the A35.
- To know the pressure and air volume values for an optimal A35 functioning.
- To know how to disassemble and reassemble an A35 and the operations / frequency of the preventive maintenance.

PROGRAM

SPECIFICATIONS

- Description.
- Technical characteristics.

PARAMETERS AND USE

- Functioning.
- Parameters.
- Use of the gun.

INSTALLATION STANDSTILL

- Less than 3 hours standstill and long duration standstill.

DISASSEMBLY & REASSEMBLY

- Gun replacement.
- Needle and impermeability cartridge replacement.

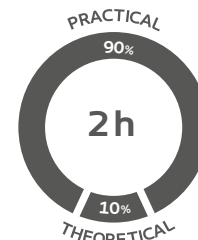
SPARE PARTS

- A35.

PA-103-2

Level 2

DURATION



Training can be scheduled from 08:30 AM to 12:00 PM and from 13:00 PM to 17:00 PM

LOCATION

Taking place at the training center of:

Meylan (38)

Stains (93)

Or taking place at the customer's site

PUBLIC

All profiles (sales, technical)
3 trainees maximum per session

THEORETICAL



Power Point Slides



MCQ and exercises



Memento

PRACTICAL



Technical poster



Video support



Demo case

PRICE / SESSION

On training center

At customer's site

Consult the price list

Consult the price list

ATX & AVX

Automatic gun



PREREQUISITE

- The trainee must have completed the following training: GC-100-1 (or having aquired knowledge through experience).
- Basic notions about general physics and arithmetics.

TRAINING GOALS

- To know the use types, the operating procedure, the components of the ATX-AVX.
- To know the pressure and air volume values for an optimal ATX-AVX functioning.
- To know how to disassemble and reassemble an ATX-AVX and the operations / frequency of the preventive maintenance.

PROGRAM

THE AIRMIX® SPRAYING

- Description.
- Technical characteristics.

PARAMETERS AND USE

- Functioning.
- Parameters.
- Use of the gun.

INSTALLATION STANDSTILL

- Less than 3 hours standstill and long duration standstill.

DISASSEMBLY & REASSEMBLY

- Gun replacement.
- Needle and impermeability cartridge replacement.

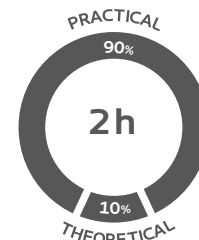
SPARE PARTS

- ATX-AVX.

PA-104-2

Level 2

DURATION



Training can be scheduled from 08:30 AM to 12:00 PM and from 13:00 PM to 17:00 PM

LOCATION

Taking place at the training center of:

Meylan (38)

Stains (93)

Or taking place at the customer's site

PUBLIC

All profiles (sales, technical)
3 trainees maximum per session

THEORETICAL



Power Point Slides



MCQ and exercises



Memento

PRACTICAL



Technical poster



Video support



Demo case

PRICE / SESSION

On training center	At customer's site
Consult the price list	Consult the price list

TRP501 / TRP502

Automatic gun



PREREQUISITE

- The trainee must have completed the following training: GC-100-1 (or having acquired knowledge through experience).
- Basic notions about general physics and arithmetics.

TRAINING GOALS

- To know the use types, the operating procedure, the components of the TRP501 / TRP502.
- To know the pressure and air volume values for an optimal TRP501 / TRP502 functioning.
- To know how to disassemble and reassemble a TRP501 / TRP502 and the operations / frequency of the preventive maintenance.

PROGRAM

DESCRIPTION

- Functioning principle.
- Fluids diagram.
- Technical characteristics.

- Earthing of the parts to paint.
- Starting and stopping procedures.

PARAMETERS AND INSTALLATION

- RT6180 parameters.
- The sprayers's installation.
- Assembly of the air enterings on the power supply.

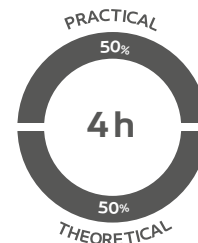
ASSEMBLY & DISASSEMBLY

- TRP Aircap.
- Power supply.
- Regulator.
- Cleaning.
- Troubleshooting.

PA-112-2

Level 2

DURATION



Training can be scheduled from 08:30 AM to 12:00 PM and from 13:00 PM to 17:00 PM

LOCATION

Taking place at the training center of:

Meylan (38)

Stains (93)

Or taking place at the customer's site

PUBLIC

All profiles (sales, technical)
3 trainees maximum per session

THEORETICAL



Power Point Slides



MCQ and exercises



Memento

PRACTICAL



Technical poster



Video support



Demo case

PRICE / SESSION

On training center	At customer's site
Consult the price list	Consult the price list

Inogun A

Automatic gun



PREREQUISITE

- Knowledge of the automotive paint industry.
- This module is dedicated to integrators.

TRAINING GOALS

- To know the general functioning and principal components of the INOGUN A.
- To know the pressure values and appropriate air volume to use the spray correctly.
- To know how to dismantle and reassemble the spray, as well as the preventive maintenance program.
- To know the procedure and being able to identify problems for the INOGUN A.

PROGRAM

CHARACTERISTICS

- Dimensions.
- General characteristics.
- Compressed air quality.

FUNCTIONING

- Electrical connections.
- Start-up.
- Installation.

MAINTENANCE

- Summarizing maintenance chart.
- Preventive maintenance.
- Corrective maintenance.

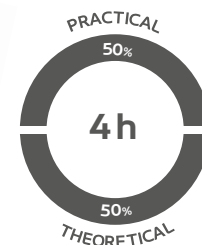
FAULTS AND SPARE PARTS

- Failures search.
- Spare parts listing.

PA-003-2

Level 2

DURATION



Training can be scheduled from 08:30 AM to 12:00 PM and from 13:00 PM to 17:00 PM

LOCATION

Taking place at the training center of:

Meylan (38)

Stains (93)

Or taking place at the customer's site

PUBLIC

Maintenance, method, operator
3 trainees maximum per session

THEORETICAL



PowerPoint Slides



MCQ and exercises



Memento

PRACTICAL



Technical poster



Video support



Demo case

PRICE / SESSION

On training center

At customer's site

Consult the price list

Consult the price list

PPH308

Bell cup sprayer



PREREQUISITE

- Knowledge of the automotive paint industry.

TRAINING GOALS

- To know the general functioning and principal components of the PPH 308.
- To know the pressure and air volume values for an optimal use of the PPH 308 sprayer.
- To know how to dismantle and reassemble a PPH 308 sprayer and its associated preventive maintenance program.
- To know the test procedure and to be able to identify problems on the PPH 308 sprayer.

PROGRAM

GENERAL PRESENTATION

- Presentation of the sprayer.
- Using the PPH 308 sprayer.
- Component's description.

TECHNICAL CHARACTERISTICS

- Technical characteristics.

FUNCTIONING

- General principle of functioning.

MAINTENANCE

- Maintenance tools.
- Disassembly and reassembly.
- Maintenance and cleaning.

INSTALLATION RULES

- Assembly of the PPH 308 (integrator package).

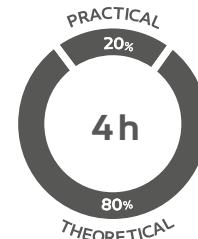
TEST PROCEDURE

- The PPH 308's tests.

PB-101-2

Level 2

DURATION



Training can be scheduled from 08:30 AM to 12:00 PM and from 13:00 PM to 17:00 PM

LOCATION

Taking place at the training center of:

Meylan (38)

Stains (93)

Or taking place at the customer's site

PUBLIC

All profiles (sales, technical)
3 trainees maximum per session

THEORETICAL



PowerPoint Slides



MCQ and exercises



Memento

PRACTICAL



Technical poster



Video support



Demo case

PRICE / SESSION

On training center

At customer's site

Consult the price list

Consult the price list

PPH707SB

Bell cup sprayer



PREREQUISITE



- Knowledge of the automotive paint industry.

TRAINING GOALS



- To know the general functioning and principal components of the PPH 707 SB.
- To know the pressure and air volume values for an optimal use of the PPH 707 SB sprayer.
- To know how to dismantle and reassemble a PPH 707 SB sprayer and its associated preventive maintenance program.
- To know the test procedure and to be able to identify problems on the PPH 707 SB sprayer.

PROGRAM



GENERAL PRESENTATION

- Presentation of the sprayer.
- How to use the PPH 707 SB.
- Component's description.

TECHNICAL CHARACTERISTICS

- Technical characteristics.

SAFETY WARNING

- Safety and the PPH 707 SB.

FUNCTIONING

- General functioning principle.

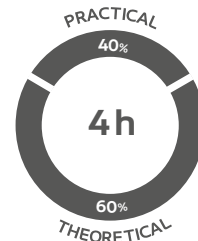
MAINTENANCE

- Maintenance tools.
- Disassembly and reassembly.
- Maintenance and cleaning.

PB-104-2

Level 2

DURATION



Training can be scheduled from 08:30 AM to 12:00 PM and from 13:00 PM to 17:00 PM

LOCATION



Taking place at the training center of:

Meylan (38)

Stains (93)

Or taking place at the customer's site

PUBLIC



All profiles (sales, technical)

3 trainees maximum per session

THEORETICAL



Power Point Slides



MCQ and exercises



Memento

PRACTICAL



Technical poster



Video support



Demo case

PRICE / SESSION



On training center

At customer's site

Consult the price list

Consult the price list

PPH707 EXT

Bell cup sprayer



PREREQUISITE

- Knowledge of the automotive paint industry.

TRAINING GOALS

- To know the general functioning and principal components of the PPH 707 EXT.
- To know the pressure and air volume values for an optimal use of the PPH 707 EXT sprayer.
- To know how to dismantle and reassemble a PPH 707 EXT sprayer and its associated preventive maintenance program.
- To know the test procedure and to be able to identify problems on the PPH 707 EXT sprayer.

PROGRAM

GENERAL PRESENTATION

- Presentation of the sprayer.
- How to use the PPH 707 EXT.
- Component's description.

TECHNICAL CHARACTERISTICS

- Technical characteristics.

SAFETY WARNING

- Safety and the PPH 707 EXT.

FUNCTIONING

- General functioning principle.

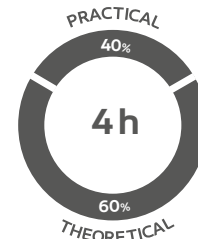
MAINTENANCE

- Maintenance tools.
- Disassembly and reassembly.
- Maintenance and cleaning.

PB-105-2

Level 2

DURATION



Training can be scheduled from 08:30 AM to 12:00 PM and from 13:00 PM to 17:00 PM

LOCATION

Taking place at the training center of:

Meylan (38)

Stains (93)

Or taking place at the customer's site

PUBLIC

All profiles (sales, technical)
3 trainees maximum per session

THEORETICAL



Power Point Slides



MCQ and exercises



Memento

PRACTICAL



Technical poster



Video support



Demo case

PRICE / SESSION

On training center

At customer's site

Consult the price list

Consult the price list

PPH707 2K MT

Bell cup sprayer



PREREQUISITE

- Knowledge of the automotive paint industry.

TRAINING GOALS

- To define the application domain of the PPH 707 2K MT.
- To know the operating procedure of the PPH 707 2K MT.
- To identify the PPH 707 2K MT main components.
- To know the pressure and air volume values for an optimal PPH 707 2K MT functioning.

PROGRAM

TECHNOLOGY

- PPH 707 2K MT's technology.
- Power supply.

GENERAL PRESENTATION

- General presentation of the PPH 707 2K MT.
- Components description.

FLUIDS DIAGRAM

- Fluids diagram of the PPH 707 2K MT 1H and 3H.

TECHNICAL CHARACTERISTICS

- Technical characteristics.

SAFETY

- Safe application.

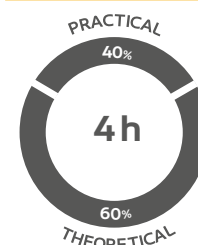
MAINTENANCE

- Maintenance tools.
- Disassembly and reassembly.
- Maintenance and cleaning.

PB-106-2

Level 2

DURATION



Training can be scheduled from 08:30 AM to 12:00 PM and from 13:00 PM to 17:00 PM

LOCATION

Taking place at the training center of:

Meylan (38)

Stains (93)

Or taking place at the customer's site

PUBLIC

All profiles (sales, technical)
3 trainees maximum per session

THEORETICAL



PowerPoint Slides



MCQ and exercises



Memento

PRACTICAL



Technical poster



Video support



Demo case

PRICE / SESSION

On training center

At customer's site

Consult the price list

Consult the price list

Accubell709 EVO

Bell cup sprayer



PREREQUISITE



- Knowledge of the automotive paint industry.
- This module is dedicated to integrators.

TRAINING GOALS



- To know the functioning principle of the ACCUBELL 709 EVO sprayer.
- To know the preventive and corrective maintenance.
- To know the parameters that influence the application.

PROGRAM



GENERAL PRESENTATION

- The sprayer's composition.
- Electro-pneumatic & process arm cabinet.
- The pneumatic diagram explained.

PRINCIPAL FUNCTIONS

- The spraying.
- The electrostatic force.
- The impact modification.
- The spurt's penetration.
- Fluid circuits.

DETAILED FUNCTIONS

- The different types of bell cups and use cases.
- Pattern modification and penetration of spray.
- The different types of shaping air assemblies and use cases.
- Diagram and functioning principle at the quick disconnect plate assembly.

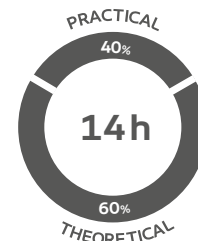
MAINTENANCE

- Maintenance tools.
- Disassembly and reassembly. Maintenance and cleaning.

PB-110-2

Level 2

DURATION



Training can be scheduled from 08:30 AM to 12:00 PM and from 13:00 PM to 17:00 PM

LOCATION



Taking place at the training center of:

Meylan (38)

Stains (93)

Or taking place at the customer's site

PUBLIC



Maintenance, method, operator
3 trainees maximum per session

THEORETICAL



Power Point Slides



MCQ and exercises



Memento

PRACTICAL



Technical poster



Video support



Demo case

PRICE / SESSION



On training center

At customer's site

Consult the price list

Consult the price list

Nanobell2

Bell cup sprayer



PREREQUISITE



- Knowledge of the automotive paint industry.

TRAINING GOALS



- To know the use cases of the NANO BELL 2.
- To know the operating procedure of the NANO BELL 2.
- To identify the NANO BELL 2's components.
- To know the pressure as well as the air volume values for an optimal NANO BELL 2 functioning.
- To know the operations and the frequency of the preventive maintenance for the NANO BELL 2.

PROGRAM



GENERAL PRESENTATION

- General architecture.
- Use cases.
- Description of the components.

TECHNICAL CHARACTERISTICS

- Hollow wrist's dimension.
- Filled wrist's dimension.
- Functional characteristics.

OPERATIONS

- General functioning principle.

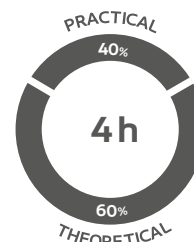
MAINTENANCE

- Maintenance tools.
- Assembly and disassembly.
- Maintenance and cleaning.
- Troubleshooting.

PB-111-2

Level 2

DURATION



Training can be scheduled from 08:30 AM to 12:00 PM and from 13:00 PM to 17:00 PM

LOCATION



Taking place at the training center of:

Meylan (38)

Stains (93)

Or taking place at the customer's site

PUBLIC



All profiles (sales, technical)
3 trainees maximum per session

THEORETICAL



PowerPoint Slides



MCQ and exercises



Memento

PRACTICAL



Technical poster



Video support



Demo case

PRICE / SESSION



On training center

At customer's site

Consult the price list

Consult the price list

Nanobell801

Bell cup sprayer



PREREQUISITE

- Knowledge of the automotive paint industry.
- This module is dedicated to integrators.

TRAINING GOALS

- To know the functioning principle of the NANO BELL 801 sprayer and its main components.
- To know the pressure as well as the air volume values for an optimal NANO BELL 801 functioning.
- To know how to disassemble / reassemble a NANO BELL 801 and the associated preventive maintenance program.
- To know the test procedure and to be able to identify problems on the NANO BELL 801.

PROGRAM

GENERAL PRESENTATION

- Presentation of the application domain.
- Global review of the NANO BELL 801.
- Description of the components.
- Fluid circuit's diagram analysis.

TECHNICAL CHARACTERISTICS

- Technical characteristics.
- General functioning.

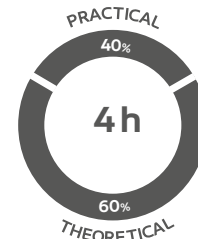
MAINTENANCE

- Maintenance program.
- Maintenance tools.
- Disassembly and reassembly.

PB-112-2

Level 2

DURATION



Training can be scheduled from 08:30 AM to 12:00 PM and from 13:00 PM to 17:00 PM

LOCATION

Taking place at the training center of:

Meylan (38)

Stains (93)

Or taking place at the customer's site

PUBLIC

Maintenance, method, operator
3 trainees maximum per session

THEORETICAL



PowerPoint Slides



MCQ and exercises



Memento

PRACTICAL



Technical poster



Video support



Demo case

PRICE / SESSION

On training center	At customer's site
Consult the price list	Consult the price list

PPH707 EXT i

Bell cup sprayer



PREREQUISITE

- Knowledge of the automotive paint industry.

TRAINING GOALS

- To know the functioning principle of the PPH 707 EXT i sprayer and to identify its components.
- To know the pressure and air volume values for an optimal PPH 707 EXT i functioning.
- To know how to disassemble /reassemble a PPH 707 EXT i and the associated preventive maintenance program.
- To know the test procedure and to be able to identify problems on the PPH 707 EXT i.

PROGRAM

GENERAL PRESENTATION

- Presentation of the sprayer.
- How to use the PPH707 EXT i.
- Description of the components.

TECHNICAL CHARACTERISTICS

- Technical characteristics.

SAFETY WARNING

- Safety and the PPH 707 EXT i.

FUNCTIONING

- General functioning principle.

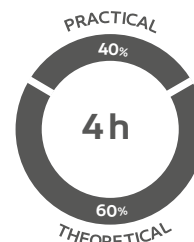
MAINTENANCE

- Maintenance tools.
- Disassembly and reassembly.
- Maintenance and cleaning.

PB-113-2

Level 2

DURATION



Training can be scheduled from 08:30 AM to 12:00 PM and from 13:00 PM to 17:00 PM

LOCATION

Taking place at the training center of:

Meylan (38)

Stains (93)

Or taking place at the customer's site

PUBLIC

THEORETICAL



Power Point Slides



MCQ and exercises



Memento

PRACTICAL



Technical poster



Video support



Demo case

PRICE / SESSION

On training center

At customer's site

Consult the price list

Consult the price list

Nanobell803

Bell cup sprayer



PREREQUISITE

- Knowledge of the automotive paint industry.
- This module is dedicated to integrators.

TRAINING GOALS

- To know the functioning principle of the NANO BELL 803 sprayer and its main components.
- To know the pressure as well as the air volume values for an optimal NANO BELL 803 functioning.
- To know how to disassemble / reassemble and the associated preventive maintenance program.
- To know the test procedure and to be able to identify problems on the NANO BELL 803.

PROGRAM

GENERAL PRESENTATION

- Presentation of the application domain.
- Global review of the NANO BELL 803.
- Description of the components.
- Fluid circuit's diagram analysis.

TECHNICAL CHARACTERISTICS

- Technical characteristics.
- General functioning.

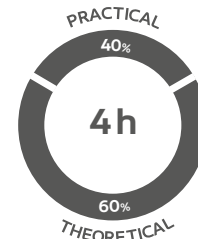
MAINTENANCE

- Maintenance program.
- Maintenance tools.
- Disassembly and reassembly.

PB-114-2

Level 2

DURATION



Training can be scheduled from 08:30 AM to 12:00 PM and from 13:00 PM to 17:00 PM

LOCATION

Taking place at the training center of:

Meylan (38)

Stains (93)

Or taking place at the customer's site

PUBLIC

Maintenance, method, operator
3 trainees maximum per session

THEORETICAL



PowerPoint Slides



MCQ and exercises



Memento

PRACTICAL



Technical poster



Video support



Demo case

PRICE / SESSION

On training center

At customer's site

Consult the price list

Consult the price list

Inobell

Bell cup sprayer



PREREQUISITE

- Knowledge of the automotive powder paint industry.

TRAINING GOALS

- To identify the different components of the INOBELL and to know how to connect the equipment with installation.
- To know how to disassemble and reassemble the INOBELL.
- To know the operations as well as the frequency of preventive maintenance.
- To know how to analyze fault messages on the CRN 458 module.

PROGRAM

HEALTH AND SAFETY INSTRUCTIONS

- Configuration of the certified equipment.
- Marking on the projector.
- Precautions for use.
- Warnings.
- Important recommendations.
- Warranty.

DESCRIPTION

- Main components.

- Function of the different elements.
- Technical specifications.

INSTALLATION

- Installation of the INOBELL.
- Connections.

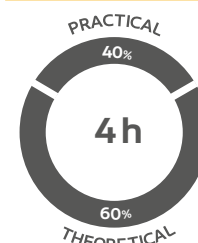
MAINTENANCE

- Maintenance summary table.
- Preventive maintenance.
- Corrective maintenance.

PB-001-2

Level 2

DURATION



Training can be scheduled from 08:30 AM to 12:00 PM and from 13:00 PM to 17:00 PM

LOCATION

Taking place at the training center of:

Meylan (38)

Stains (93)

Or taking place at the customer's site

PUBLIC

Maintenance, method, operator
3 trainees maximum per session

THEORETICAL



PowerPoint Slides



MCQ and exercises



Memento

PRACTICAL



Technical poster



Video support



Demo case

PRICE / SESSION

On training center	At customer's site
Consult the price list	Consult the price list

Autostream

VOLUREX doser control unit



PREREQUISITE

- Knowledge of the automotive paint industry.

TRAINING GOAL

- Acquire the fundamental knowledge about the VOLUREX doser, associated to the AUTOSTREAM control unit.

PROGRAM

THE VOLUREX DOSER

- Constitution and functioning principle.
- The different types of thick products deposits.
- Chamber dimensions choice & theoretical calculation for cords volumes.

THE AUTOSTREAM CONTROL UNIT

- Review of the general functioning configuration.
- Creation and configuration of a « part code ».
- Creation and configuration of a « cord » segment.

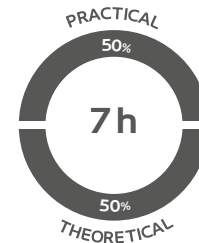
AUTOMATED APPLICATION MODE

- Start-up of the AUTOSTREAM control unit.
- Calibration procedure to determine the maximal product flow.
- Complete manipulations of the VOLUREX manual mode.
- Manipulations of the control unit / VOLUREX doser, via automated cords deposits.
- Manipulations of the control unit / VOLUREX doser, for spiral cords deposits (fiberization mode).

PD-104-3

Level 3

DURATION



Training can be scheduled from 08:30 AM to 12:00 PM and from 13:00 PM to 17:00 PM

LOCATION

Taking place at the training center of:

Meylan (38)

Stains (93)

Or taking place at the customer's site

PUBLIC

Maintenance, method, operator
3 trainees maximum per session

THEORETICAL



PowerPoint Slides



MCQ and exercises



Memento

PRACTICAL



Technical poster



Video support



Demo case

PRICE / SESSION

On training center	At customer's site
Consult the price list	Consult the price list

Nanogun+

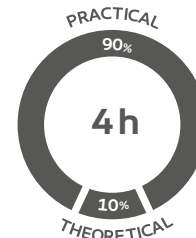
Manual gun in Airmix & Airspray technologies



PG-103-2

Level 2

DURATION



Training can be scheduled from 08:30 AM to 12:00 PM and from 13:00 PM to 17:00 PM

LOCATION



Taking place at the training center of:

Meylan (38)

Stains (93)

Or taking place at the customer's site

PUBLIC



Maintenance, method, operator
3 trainees maximum per session

THEORETICAL



PowerPoint Slides



MCQ and exercises



Memento

PRACTICAL



Technical poster



Video support



Demo case

PRICE / SESSION



On training center

At customer's site

Consult the price list

Consult the price list

PREREQUISITE



- None.

TRAINING GOALS



- To know the operating principle of the NANOGUN.
- To know how to perform preventive and corrective maintenance.
- To know the parameters affecting the application.

PROGRAM



PRESENTATION OF THE RANGE

- Application domain.
- Description of the components.

MAINS FUNCTIONS

- Technical characteristics.
- The electrostatic force.

SAFETY APPLICATION

- Functioning.
- Spraying, pattern modification and spray penetration.
- The different types of nozzles and their use cases.

PREVENTIVE AND CORRECTIVE MAINTENANCE

- Maintenance tools.
- Assembly and disassembly.
- Maintenance.
- Precautions to take.

Fpro

Manual gun



PREREQUISITE

- The trainee must have completed the following training: GC-100-1 (or having aquired knowledge through experience).
- Basic notions about general physics and arithmetics.

TRAINING GOALS

- To know the functioning principle of the FPRO gun.
- To know how to perform preventive and corrective maintenance.
- To know the parameters affecting the application.

PROGRAM

THE PNEUMATIC SPRAYING (AIRSPRAY / STANDARD AND LOW PRESSURE)

- History and functioning principle.
- Range presentation of FPRO equipments.
- Standard sprayings and low pressure sprayings (HVLP / LVLP).
- Parameters and possible faults during application.

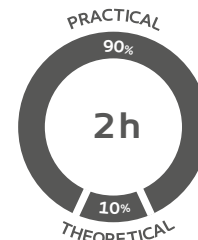
AIRSPRAY SPRAYING TESTS, IN THE TEST BOOTH

- Painting preparation, viscosity set-up.
- Paint spraying with manual pneumatic guns on paper sheet and / or slabs.
- Deduced impacts of parameters.
- Controls of the deposit thickness / usage of a wet film gauge.

PG-104-2

Level 2

DURATION



Training can be scheduled from 08:30 AM to 12:00 PM and from 13:00 PM to 17:00 PM

LOCATION

Taking place at the training center of:

Meylan (38)

Stains (93)

Or taking place at the customer's site

PUBLIC

All profiles (sales, technical)
3 trainees maximum per session

THEORETICAL



Power Point Slides



MCQ and exercises



Memento

PRACTICAL



Technical poster



Video support



Demo case

PRICE / SESSION

On training center	At customer's site
Consult the price list	Consult the price list

S3

Manual gun



PREREQUISITE

- The trainee must have completed the following training: GC-100-1 (or having acquired knowledge through experience).
- Basic notions about general physics and arithmetics.

TRAINING GOALS

- Acquire fundamental knowledge concerning pneumatic spraying technology.
- Understand the Sames dedicated brochures.

PROGRAM

THE PNEUMATIC SPRAYING

- History and functioning principle.
- Range presentation of S3 equipments (aspiration, gravity, pressurized) series A HPA, G HPA, G HTI, P HPA and P HTI.
- Standard sprayings and low pressure sprayings (HVLP / LVLP).
- Parameters and possible faults during application.

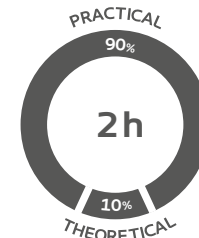
AIRSPRAY SPRAYING TESTS, IN THE TEST BOOTH

- Painting preparation, viscosity set-up.
- Paint spraying with manual pneumatic guns on paper sheet and / or slabs.
- Deduced impacts of parameters.
- Controls of the deposit thickness / usage of a wet film gauge.

PG-106-2

Level 2

DURATION



Training can be scheduled from 08:30 AM to 12:00 PM and from 13:00 PM to 17:00 PM

LOCATION

Taking place at the training center of:

Meylan (38)

Stains (93)

Or taking place at the customer's site

PUBLIC

All profiles (sales, technical)
3 trainees maximum per session

THEORETICAL



PowerPoint Slides



MCQ and exercises



Memento

PRACTICAL



Technical poster



Video support



Demo case

PRICE / SESSION

On training center

At customer's site

Consult the price list

Consult the price list

Xcite[®]+ / Xcite[®]+ Light

Manual gun



PREREQUISITE

- Basic notions about general physics and arithmetics.

TRAINING GOALS

- Acquire fundamental knowledge about the Airmix[®] technology.
- Understand the Sames dedicated brochures.

PROGRAM

AIRMIX[®] SPRAYING

- Functioning principle.
- The Airmix[®] Xcite[™] gun.
- Study of Airmix[®] aircaps.
- Pump model determination (based on clients data concerning the spraying).
- Pressure losses.

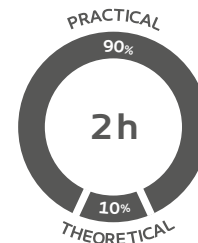
AIRMIX[®] SPRAYING TESTS, IN THE TEST BOOTH

- Painting preparation, viscosity set-up.
- Paint spraying with manual pneumatic guns on paper sheet and / or slabs.
- Deduced impacts of parameters.
- Controls of the deposit thickness / usage of a wet film gauge.

PG-107-2

Level 2

DURATION



Training can be scheduled from 08:30 AM to 12:00 PM and from 13:00 PM to 17:00 PM

LOCATION

Taking place at the training center of:

Meylan (38)

Stains (93)

Or taking place at the customer's site

PUBLIC

All profiles (sales, technical)
3 trainees maximum per session

THEORETICAL



Power Point Slides



MCQ and exercises



Memento

PRACTICAL



Technical poster



Video support



Demo case

PRICE / SESSION

On training center	At customer's site
Consult the price list	Consult the price list

Sflow™ EVO275 / 470

Manual gun



PREREQUISITE

- Basic notions about general physics and arithmetics.

TRAINING GOALS

- Acquire fundamental knowledge about the Airless® technology.
- Understand the Sames dedicated brochures.

PROGRAM

SPECIFICATIONS

- Description.
- Technical characteristics.
- Installation.

FUNCTIONING PRINCIPLE AND USAGE

- Functioning principle.
- Start-up.
- Gun usage.
- Less than 3 hours standstill.
- Long duration standstill.

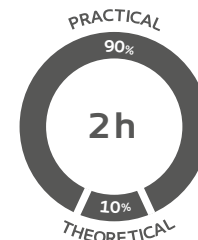
MAINTENANCE

- Seat-holder replacement.
- Needle-cartridge line replacement.
- Spring replacement.
- Filter replacement.
- Nozzles disassembly.
- Hook replacement.
- HT generator and oscillator replacement.
- HT alimentation cable replacement.

PG-108-2

Level 2

DURATION



Training can be scheduled from 08:30 AM to 12:00 PM and from 13:00 PM to 17:00 PM

LOCATION

Taking place at the training center of:

Meylan (38)

Stains (93)

Or taking place at the customer's site

PUBLIC

All profiles (sales, technical)
3 trainees maximum per session

THEORETICAL



Power Point Slides



MCQ and exercises



Memento

PRACTICAL



Technical poster



Video support



Demo case

PRICE / SESSION

On training center

At customer's site

Consult the price list

Consult the price list

Fstart

Manual gun with conv, HVLP & LVLP technologies



PREREQUISITE

- Possible experience in mechanical servicing.

TRAINING GOAL

- To be in a position to maintain and service the FSTART guns, with paint application.

PROGRAM

DISASSEMBLY / REASSEMBLY

- Manual procedure to replace seals, and other parts inside the guns.

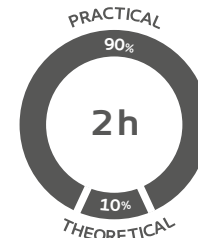
SPRAYING SEQUENCE IN SPRAY BOOTH

- Actual tests on metallic parts or wood or paper, in order to understand the effects of the FSTART gun adjustments.

PG-112-2

Level 2

DURATION



Training can be scheduled from 08:30 AM to 12:00 PM and from 13:00 PM to 17:00 PM

LOCATION

Taking place at the training center of:

Meylan (38)

Stains (93)

Or taking place at the customer's site

PUBLIC

Maintenance engineer

3 trainees maximum per session

THEORETICAL



PowerPoint Slides



MCQ and exercises



Memento

PRACTICAL



Technical poster



Video support



Demo case

PRICE / SESSION

On training center

At customer's site

Consult the price list

Consult the price list

Inocart series

Powder coating cart



PREREQUISITE

- Knowledge of the powder paint industry.

TRAINING GOALS

- To identify the different components of the Inocart and to know how to connect the equipment to the rest of the installation.
- To know the operations and the frequency of the Inocart preventive maintenance.
- To know how to analyse the faults messages on the Inobox module.

PROGRAM

DESCRIPTION

- General and command interface presentation.

CHARACTERISTICS

- General characteristics.
- Pneumatic characteristics.

FUNCTIONING

- With vibrating table.
- With fluidised hopper.

INSTALLATION

- Vibrating table version.
- Fluidised hopper version.
- Connections with vibrating table (simple / double).
- Connections with fluidised hopper (simple / double).
- Connection with the Inogun and electrical plug.

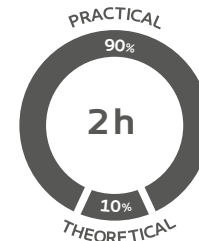
USAGE OF THE E-JET2 CART

- Powder application.
- Tint switching.
- Vibrating table version.
- Fluidised hopper version.

PG-006-2

Level 2

DURATION



Training can be scheduled from 08:30 AM to 12:00 PM and from 13:00 PM to 17:00 PM

LOCATION

Taking place at the training center of:

Meylan (38)

Stains (93)

Or taking place at the customer's site

PUBLIC

All profiles (sales, technical)
3 trainees maximum per session

THEORETICAL



Power Point Slides



MCQ and exercises



Memento

PRACTICAL



Technical poster



Video support



Demo case

PRICE / SESSION

On training center

At customer's site

Consult the price list

Consult the price list

Inogun M

Manual gun



PREREQUISITE

- Knowledge of the powder paint industry.

TRAINING GOALS

- To identify the different components of the INOGUN M gun and to know how to connect the equipment to the installation.
- To know how to disassemble / reassemble a INOGUN M gun.
- To know the operations and the frequency of the gun's preventive maintenance.
- To know how to analyse the faults messages on the INOBOX module.

PROGRAM

REGULATIONS, SAFETY RULES AND WARRANTY

- Regulation.
- Safety rules.

CHARACTERISTICS

- General characteristics.
- Compressed air quality.
- INOBOX connections.

DESCRIPTION OF THE GUN AND THE COMMAND MODULE

- Available functions with the gun and the command module.

COMMAND MODULE'S MENUS

- INOBOX module's screens.

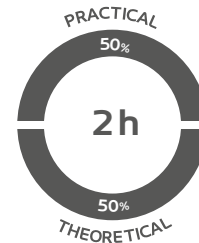
MAINTENANCE

- Assembly and disassembly of the INOGUN M different components.

PG-005-2

Level 2

DURATION



Training can be scheduled from 08:30 AM to 12:00 PM and from 13:00 PM to 17:00 PM

LOCATION

Taking place at the training center of:

Meylan (38)

Stains (93)

Or taking place at the customer's site

PUBLIC

All profiles (sales, technical)
3 trainees maximum per session

THEORETICAL



PowerPoint Slides



MCQ and exercises



Memento

PRACTICAL



Technical poster



Video support



Demo case

PRICE / SESSION

On training center	At customer's site
Consult the price list	Consult the price list

PU3000

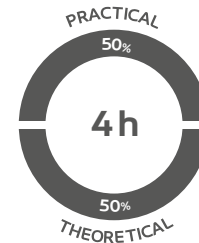
Mixing and dosing system



PK-103-2

Level 2

DURATION



Training can be scheduled from 08:30 AM to 12:00 PM and from 13:00 PM to 17:00 PM

LOCATION



Taking place at the training center of:

Meylan (38)

Stains (93)

Or taking place at the customer's site

PUBLIC



All profiles (sales, technical)
3 trainees maximum per session

THEORETICAL



PowerPoint Slides



MCQ and exercises



Memento

PRACTICAL



Technical poster



Video support



Demo case

PRICE / SESSION



On training center

At customer's site

Consult the price list

Consult the price list

PREREQUISITE



- Knowledge of the automotive painting industry.
- Having followed the GC-100-1, PG-105-2 to PG-108-2, PP-101-2 to PP-104-2 modules (or having acquired the level through experience).

TRAINING GOALS



- To acquire the fundamental knowledge about dosing units.
- To be able to start-up, operate and configure the PU 3000 unit.
- Understand the Sames dedicated brochures.

PROGRAM



BI-COMPOSED PAINTS REMINDER

- Distinction between "lifetime in pot" and "practical use lifetime".
- Calculation according to "part" proportions of the bi-components, from the paints technical data sheets.
- Moderation / correction of the ratio linked to the functioning mode of dosing units.

THE PU 3000

- Description.
- Technical characteristics.
- Installation.

IN TECHNICAL HALL

- Complete manipulation of the PU 3000 unit.
- Operating the unit.
- Dosage verification procedures.

PU 3000

Mixing and dosing system



PREREQUISITE



- Knowledge of the automotive painting industry.
- Having followed the PK-103-2 module (or having acquired the level through experience).

TRAINING GOALS



- To acquire advanced knowledge on the PU 3000 dosage unit.
- To be able to retrieve and use internal statistical data.
- To know how to load a new program.

PROGRAM



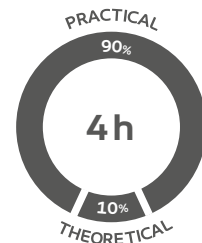
IN TECHNICAL HALL

- Realisation of the procedure via « Hyperterminal » to retrieve statistical data on PC.
- Use of the « PicKit » device to load a new program.

PK-103-3

Level 3

DURATION



Training can be scheduled from 08:30 AM to 12:00 PM and from 13:00 PM to 17:00 PM

LOCATION



Taking place at the training center of:

Meylan (38)

Stains (93)

Or taking place at the customer's site

PUBLIC



All profiles (sales, technical)
3 trainees maximum per session

THEORETICAL



PowerPoint Slides



MCQ and exercises



Memento

PRACTICAL



Technical poster



Video support



Demo case

PRICE / SESSION



On training center

At customer's site

Consult the price list

Consult the price list

Cyclomix™ Expert

Mixing and dosing system



PREREQUISITE



- Knowledge of the automotive painting industry.
- Having followed the PK-102-2 module (or having acquired the level through experience).

TRAINING GOALS



- To acquire advanced knowledge about the CYCLOMIX™ EXPERT electronic dosage unit.
- To know how to use the menus and configure the unit.

PROGRAM



GENERAL PRESENTATION

- Command case.
- Product connector board.
- Spraying air management.
- Flush box.
- Deported command.
- Online filter + regulators.
- The different menus.

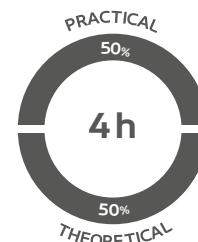
CONFIGURATION

- Generalities.
- Main menu.
- Production.
- « Recipe choosing » menu.
- « Machine parameters » menu.
- « Recipe parameters » menu.
- « Calibration » menu.
- « Ratio test » menu.
- « Fountain » menu.
- « Consumption » menu.
- Alarms.

PK-104-3

Level 3

DURATION



Training can be scheduled from 08:30 AM to 12:00 PM and from 13:00 PM to 17:00 PM

LOCATION



Taking place at the training center of:

Meylan (38)

Stains (93)

Or taking place at the customer's site

PUBLIC



All profiles (sales, technical)
3 trainees maximum per session

THEORETICAL



PowerPoint Slides



MCQ and exercises



Memento

PRACTICAL



Technical poster



Video support



Demo case

PRICE / SESSION



On training center


At customer's site

Consult the price list

Consult the price list

Cyclomix™ EVO

Mixing and dosing system



PREREQUISITE

- Possible experience in mechanical commissioning & servicing

TRAINING GOALS

- To be in a position to commission and service the Cyclomix Evo.

PROGRAM

THE CYCLOMIX EVO / PRODUCT PANEL CONSTITUTION AND FUNCTIONS :

- CTM blocks
- Filters
- Type of flowmeters
- Injection block
- Mixing device
- Gun connection block
- Options of panel configuration

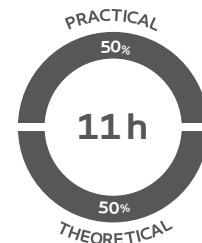
THE CYCLOMIX EVO / USE OF THE HMI :

- Understanding of all the general setting screens
- Dosing control process
- Types of injections
- Types of flushing sequences
- Paint optimization and colour push processes
- Recipe setting
- Commissioning

PK-10X-2

Level 2

DURATION



Training can be scheduled from 08:30 AM to 12:00 PM and from 13:00 PM to 17:00 PM

LOCATION

Taking place at the training center of:

Meylan (38)

Stains (93)

Or taking place at the customer's site

PUBLIC

Maintenance engineers (even beginners in spraying equipments)
3 trainees maximum per session

THEORETICAL



PowerPoint Slides



MCQ and exercises



Memento

PRACTICAL



Technical poster



Video support



Demo case

PRICE / SESSION

On training center



At customer's site

Consult the price list

Consult the price list

Cyclomix™ EVO

Mixing and dosing system



PREREQUISITE



- Possible experience in mechanical commissioning & servicing

TRAINING GOALS



- To be in a position to commission and service the Cyclomix Evo.

PROGRAM



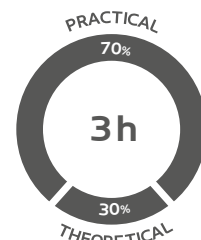
THE CYCLOMIX EVO / USING THE HMI :

- Statistics download
- Program reload
- Use of smartphone application
- Use of the Evo configurator
- Troubleshooting review

PK-10X-3

Level 3

DURATION



Training can be scheduled from 08:30 AM to 12:00 PM and from 13:00 PM to 17:00 PM

LOCATION



Taking place at the training center of:

Meylan (38)

Stains (93)

Or taking place at the customer's site

PUBLIC



Maintenance engineers (even beginners in spraying equipments)
3 trainees maximum per session

THEORETICAL



PowerPoint Slides



MCQ and exercises



Memento

PRACTICAL



Technical poster



Video support



Demo case

PRICE / SESSION



On training center

At customer's site

Consult the price list

Consult the price list

Isocube

Insulating cabinet



PREREQUISITE



- Knowledge of the automotive paint industry.

TRAINING GOALS



- To know the general architecture of the ISOCUBE housing.
- To know how to connect the ISOCUBE housing.
- To explain the settings and functioning modes of the ISOCUBE housing.
- To know how to start up and use the ISOCUBE housing.

PROGRAM



SAFETY

- Presentation of the safety components.

DESCRIPTION

- Description of the command and control elements.

FITTINGS

- Connection with the Airspray H2O NANOGUN.

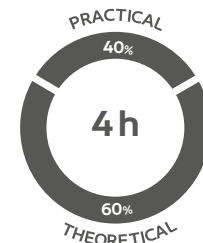
START-UP

- Settings and functioning modes.

PO-101-2

Level 2

DURATION



Training can be scheduled from 08:30 AM to 12:00 PM and from 13:00 PM to 17:00 PM

LOCATION



Taking place at the training center of:

Meylan (38)

Stains (93)

Or taking place at the customer's site

PUBLIC



All profiles (sales, technical)
3 trainees maximum per session

THEORETICAL



Power Point Slides



MCQ and exercises



Memento

PRACTICAL



Technical poster



Video support



Demo case

PRICE / SESSION



On training center

At customer's site

Consult the price list

Consult the price list

Upside

Color change block for robotic



PREREQUISITE

- Knowledge of the automotive paint industry.

TRAINING GOALS

- To identify the UPSIDE's main components.
- To know the different use configurations of the UPSIDE.
- To know the theoretical functioning of the UPSIDE.
- To know how to perform the preventive maintenance.
- To see different use processes of the UPSIDE.

PROGRAM

GENERAL PRESENTATION

- Description of the UPSIDE.

TECHNICAL CHARACTERISTICS

- The different configurations.

FUNCTIONALITIES

- The circuit's filling.
- The circuit's rinsing.

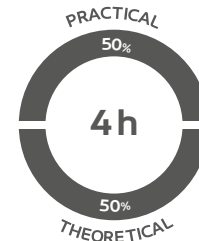
MAINTENANCE

- Maintenance tools.
- Disassembly and reassembly.
- Maintenance.
- Faults.

PO-107-1

Level 1

DURATION



Training can be scheduled from 08:30 AM to 12:00 PM and from 13:00 PM to 17:00 PM

LOCATION

Taking place at the training center of:

Meylan (38)

Stains (93)

Or taking place at the customer's site

PUBLIC

All profiles (sales, technical)
3 trainees maximum per session

THEORETICAL



PowerPoint Slides



MCQ and exercises



Memento

PRACTICAL



Technical poster



Video support



Demo case

PRICE / SESSION

On training center

At customer's site

Consult the price list

Consult the price list

BSC 300

Turbine speed regulation unit



PREREQUISITE



- Knowledge of the automotive paint industry.

TRAINING GOALS



- To present the characteristics of the BSC 300 turbine control unit, its functions, and its different elements.
- To allow electrical and mechanical integration of the unit to replace the BSC 100 board.
- To explain the operating modes and configure the unit.
- To analyze the faults.

PROGRAM



GENERAL PRESENTATION

- Characteristics of the BSC 300 turbine speed regulation unit.

THE MODULE'S ELEMENTS

- Display.
- Network communication module.

THE DEVICE'S FUNCTIONS

- Regulation functions.
- Frequency / Voltage converter.

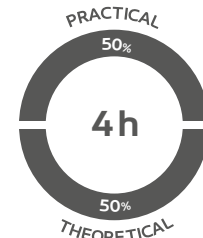
OPERATING MODES

- Remote Display.
- Remote Mode / Local Mode.
- Start and change of set point.
- Stop phase.
- Brake action.
- On speed and under speed.
- Reading pressures.
- First start.
- Configuration of the unit.
- Maintenance.

PO-109-3

Level 3

DURATION



Training can be scheduled from 08:30 AM to 12:00 PM and from 13:00 PM to 17:00 PM

LOCATION



Taking place at the training center of:

Meylan (38)

Stains (93)

Or taking place at the customer's site

PUBLIC



All profiles (sales, technical)
3 trainees maximum per session

THEORETICAL



PowerPoint Slides



MCQ and exercises



Memento

PRACTICAL



Technical poster



Video support



Demo case

PRICE / SESSION



On training center

At customer's site

Consult the price list

Consult the price list

GNM 300

High Voltage generator unit



PREREQUISITE



- Knowledge of the automotive paint industry.

TRAINING GOALS



- To present the characteristics of the GNM 300 High Voltage control unit, its functions, and its different elements.
- To allow electrical and mechanical integration of the unit to replace the GNM 200 board.
- To explain the operating modes and configure the unit.
- To analyze the faults.

PROGRAM



GENERAL PRESENTATION

- Characteristics of the GNM 300 High Voltage control unit.

THE MODULE'S ELEMENTS

- Display.
- Network communication module.

THE DEVICE'S FUNCTIONS

- Regulation functions.
- Frequency / Voltage converter function.

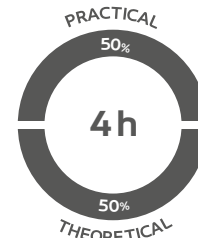
OPERATING MODES

- Remote Display.
- Remote Mode / Local Mode.
- Start and change of set point.
- Reading pressures.
- First start.
- Configuration of the unit.
- Maintenance.

PO-110-3

Level 3

DURATION



Training can be scheduled from 08:30 AM to 12:00 PM and from 13:00 PM to 17:00 PM

LOCATION



Taking place at the training center of:

Meylan (38)

Stains (93)

Or taking place at the customer's site

PUBLIC



All profiles (sales, technical)
3 trainees maximum per session

THEORETICAL



Power Point Slides



MCQ and exercises



Memento

PRACTICAL



Technical poster



Video support



Demo case

PRICE / SESSION



On training center

At customer's site

Consult the price list

Consult the price list

REV800

Installation control unit



PREREQUISITE



- Knowledge of the paint / powder industry.

TRAINING GOALS



- To know the different functioning modes of the REV 800.
- To know the different setting parameters of the REV 800.
- To know how to configure the unit and analyze the faults messages.

PROGRAM



GENERAL PRESENTATION

- General architecture.
- News.
- Use.
- Principle diagram.
- Command concept.
- Main menu.

FUNCTIONING

- RFV configuration.
- Spray-up table configuration.
- Manual mode.
- Automatic mode.
- System configuration.

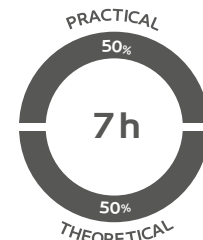
DIAGRAMS AND CHARACTERISTICS

- The module's architecture.
- Rear view of the module.
- View of the module's connections.
- General electrical installation diagram.
- Electrical characteristics.
- Electrical fittings.
- Dimensional characteristics.

PO-111-3

Level 3

DURATION



Training can be scheduled from 08:30 AM to 12:00 PM and from 13:00 PM to 17:00 PM

LOCATION



Taking place at the training center of:

Meylan (38)

Stains (93)

Or taking place at the customer's site

PUBLIC



All profiles (sales, technical)
3 trainees maximum per session

THEORETICAL



PowerPoint Slides



MCQ and exercises



Memento

PRACTICAL



Technical poster



Video support



Demo case

PRICE / SESSION



On training center

At customer's site

Consult the price list

Consult the price list

FCR

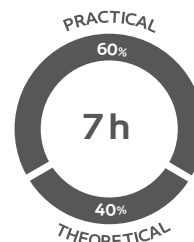
Control cabinet



PO-001-3

Level 3

DURATION



Training can be scheduled from 08:30 AM to 12:00 PM and from 13:00 PM to 17:00 PM

LOCATION



Taking place at the training center of:

Meylan (38)

Stains (93)

Or taking place at the customer's site

PUBLIC



All profiles (sales, technical)
3 trainees maximum per session

THEORETICAL



Power Point Slides



MCQ and exercises



Memento

PRACTICAL



Technical poster



Video support



Demo case

PRICE / SESSION



On training center

At customer's site

Consult the price list

Consult the price list

PREREQUISITE



- Knowledge of the powder paint industry.

TRAINING GOALS



- To know the different modules.
- To know the different configurations.
- To know the operating modes.
- To be able to connect the cabinet.

PROGRAM



GENERAL DESCRIPTION

- Description of the cabinet and the different modules.
- Presentation of the different configurations.

ELECTRICAL AND PNEUMATIC INTERFACES

- External fittings of the cabinet.
- FCR module.
- MCR module.
- TCR and CRN modules.
- REV 800 module.

FUNCTIONING

- Functioning principle.
- The different functions.
- The interaction between the different modules.

FAULT MESSAGES ANALYSIS

- Messages explanation.
- Description of the manual mode.

MCR & VCR

Control module



PREREQUISITE

- Knowledge of the powder paint industry.

TRAINING GOALS

- To know how to realise the necessary connections and how to incorporate the module in a cabinet.

PROGRAM

INSTALLATION

- Description.
- MCR command module.
- VCR variator module.
- Characteristics.

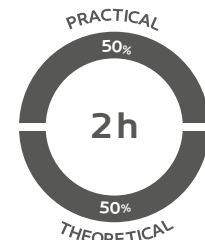
FITTINGS

- Connection of the modules to the ground.
- Connection of the modules to the tension supply.
- Connection of the RVF robots on the VCR variator module.
- Connection of the spraying modules to the MCR command module.
- Connection between the MCR command module and the VCR variator modules.
- Connection of the interface with the command and variator modules environment.
- Spare parts.

PO-002-2

Level 2

DURATION



Training can be scheduled from 08:30 AM to 12:00 PM and from 13:00 PM to 17:00 PM

LOCATION

Taking place at the training center of:

Meylan (38)

Stains (93)

Or taking place at the customer's site

PUBLIC

All profiles (sales, technical)
3 trainees maximum per session

THEORETICAL



PowerPoint Slides



MCQ and exercises



Memento

PRACTICAL



Technical poster



Video support



Demo case

PRICE / SESSION

On training center	At customer's site
Consult the price list	Consult the price list

MCR & VCR

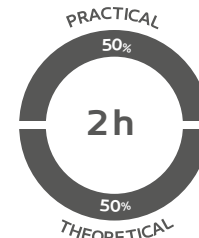
Control module



PO-002-3

Level 3

DURATION



Training can be scheduled from 08:30 AM to 12:00 PM and from 13:00 PM to 17:00 PM

LOCATION



Taking place at the training center of:

Meylan (38)

Stains (93)

Or taking place at the customer's site

PUBLIC



All profiles (sales, technical)
3 trainees maximum per session

THEORETICAL



Power Point Slides



MCQ and exercises



Memento

PRACTICAL



Technical poster



Video support



Demo case

PRICE / SESSION



On training center

At customer's site

Consult the price list

Consult the price list

PREREQUISITE



- Knowledge of the powder paint industry.

TRAINING GOALS



- To know the different functions of the module.
- To know the different possible configurations and the associated screens settings.
- To know the operating modes.

PROGRAM



USE

- Main menu.
- Language selection.
- Faults menus.
- Display and faults reset.
- Production tracking.
- Manual mode.
- Cleaning mode.
- Automatic mode.
- Process configuration.

AUTOMATIC MODE

- General commands.
- Spray-up tables - Access.
- Spray-up tables - Copy.
- Spray-up tables - Correction coefficients.
- Spray-up tables - Mouvement parameters.
- Spray-up tables - Application parameters.

TCR

Control module



PREREQUISITE

- Knowledge of the powder paint industry.

TRAINING GOALS

- To know the different functions of the module.
- To know the different possible configurations and the associated screens settings.
- To know the operating modes.
- To know how to connect an INOBELL sprayer and incorporate the module in a cabinet.

PROGRAM

REGULATIONS, SAFETY RULES AND WARRANTY

- Safety rules.
- Signage slab on the modules.
- Warranty.

CHARACTERISTICS

- General electrical characteristics.
- General pneumatic characteristics.
- Compressed air quality.

FUNCTIONING

- TCR module's connections.

COMMAND MODULE DESCRIPTION

- Available functions from the command module.

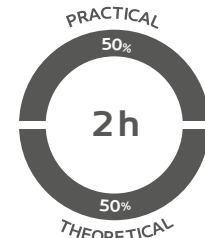
USE OF THE DIFFERENT MENUS ON THE COMMAND MODULE

- Access to the CRN 458 screens.

PO-003-3

Level 3

DURATION



Training can be scheduled from 08:30 AM to 12:00 PM and from 13:00 PM to 17:00 PM

LOCATION

Taking place at the training center of:

Meylan (38)

Stains (93)

Or taking place at the customer's site

PUBLIC

All profiles (sales, technical)
3 trainees maximum per session

THEORETICAL



PowerPoint Slides



MCQ and exercises



Memento

PRACTICAL



Technical poster



Video support



Demo case

PRICE / SESSION

On training center	At customer's site
Consult the price list	Consult the price list

Prima™ 01D100

Double Diaphragm pump



PREREQUISITE

- The trainee must have completed the following training: GC-100-1 (or having acquired knowledge through experience).
- Basic notions about general physics and arithmetics.

TRAINING GOALS

- Acquire fundamental knowledge on Sames pneumatic pumps's technology.
- Being capable of starting, operating, and configuring membrane pumps.
- Understand the Sames dedicated brochures.

PROGRAM

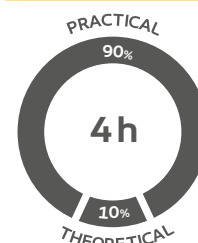
THE PNEUMATIC SPRAYING

- Functioning principle for the Prima™ 01D100 double diaphragm pump
- Air motors principles.
- Pressure ratio (calculation method and use).
- A pump's flow.
- Choosing a pump model.
- Airspray spraying in the test booth.

PP-108-2

Level 2

DURATION



Training can be scheduled from 08:30 AM to 12:00 PM and from 13:00 PM to 17:00 PM

LOCATION

Taking place at the training center of:

Meylan (38)

Stains (93)

Or taking place at the customer's site

PUBLIC

All profiles (sales, technical)
3 trainees maximum per session

THEORETICAL



PowerPoint Slides



MCQ and exercises



Memento

PRACTICAL



Technical poster



Video support



Demo case

PRICE / SESSION

On training center

At customer's site

Consult the price list

Consult the price list

Cup pump

Hydraulic piston pump



PREREQUISITE

- The trainee must have completed the following training: GC-100-1 (or having aquired knowledge through experience).
- Basic notions about general physics and arithmetics.

TRAINING GOALS

- Acquire fundamental knowledge on Sames pneumatic piston pumps's technology.
- Being capable of starting, operating, and configuring the piston pumps.
- Understand the Sames dedicated brochures.

PROGRAM

PNEUMATIC PUMPS FOR FLUID PRODUCTS

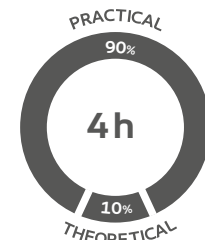
- Functioning principle for the 02C85, 04C240, 10C18, 10C50, 15C25, 15C50, 16C240, 20C100, 20C50, 30C25, 40C100, 40C260, 40C50, 53C124, 65C260, and 80C220 types of piston pumps.

- Air motors principles.
- Type C hydraulic sections.
- Pressure ratio (calculation method and use).
- A pump's flow.
- Choosing a pump model.

PP-102-2

Level 2

DURATION



Training can be scheduled from 08:30 AM to 12:00 PM and from 13:00 PM to 17:00 PM

LOCATION

Taking place at the training center of:

Meylan (38)

Stains (93)

Or taking place at the customer's site

PUBLIC

All profiles (sales, technical)
3 trainees maximum per session

THEORETICAL



Power Point Slides



MCQ and exercises



Memento

PRACTICAL



Technical poster



Video support



Demo case

PRICE / SESSION

On training center	At customer's site
Consult the price list	Consult the price list

Flowmax®

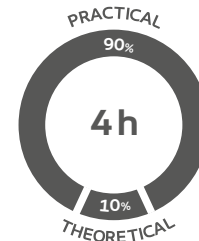
Hydraulic piston pump



PP-103-2

Level 2

DURATION



Training can be scheduled from 08:30 AM to 12:00 PM and from 13:00 PM to 17:00 PM

LOCATION



Taking place at the training center of:

Meylan (38)

Stains (93)

Or taking place at the customer's site

PUBLIC



All profiles (sales, technical)
3 trainees maximum per session

THEORETICAL



PowerPoint Slides



MCQ and exercises



Memento

PRACTICAL



Technical poster



Video support



Demo case

PRICE / SESSION



On training center

At customer's site

Consult the price list

Consult the price list

PREREQUISITE



- The trainee must have completed the following training: GC-100-1 (or having acquired knowledge through experience).
- Basic notions about general physics and arithmetics.

TRAINING GOALS



- Acquire fundamental knowledge on Sames pneumatic pumps's technology.
- Being capable of starting, operating, and configuring the FLOWMAX® piston pumps.
- Understand the Sames dedicated brochures.

PROGRAM



PNEUMATIC PUMPS FOR FLUID PRODUCTS

- Functioning principle of piston pumps, low and medium pressure, series 04F240, 08F240, PCS 04F440, PCS 08F440, PCS 06R440, PCS 03R440, 16F240, 17F60, 20F100, and PCS 20F440.
- Air motors principles.
- Type F and type R hydrolic sections.
- Pressure ratio (calculation method and use).
- A pump's flow.
- Choosing a pump model.

Quatro

Ball pump



PREREQUISITE

- The trainee must have completed the following training: GC-100-1 (or having aquired knowledge through experience).
- Basic notions about general physics and arithmetics.

TRAINING GOALS

- Acquire fundamental knowledge on Sames pneumatic ball pumps's technology.
- Being capable of starting, operating, and configuring the QUATRO ball pumps.
- Understand the Sames dedicated brochures.

PROGRAM

PNEUMATIC PUMPS FOR FLUID PRODUCTS

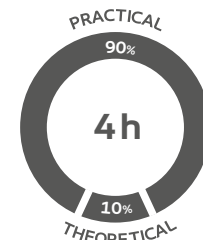
- Functioning principle for the PCS 03C2200, PCS 03C6000, PCS 05C2200, PCS 05C3700, PCS 08C2200, and PCS 08C3700.

- types of ball pumps.
- Air motors principles.
- Type C hydrolic sections.
- Pressure ratio (calculation method and use).
- A pump's flow.
- Choosing a pump model.

PP-104-2

Level 2

DURATION



Training can be scheduled from 08:30 AM to 12:00 PM and from 13:00 PM to 17:00 PM

LOCATION

Taking place at the training center of:

Meylan (38)

Stains (93)

Or taking place at the customer's site

PUBLIC

All profiles (sales, technical)
3 trainees maximum per session

THEORETICAL



Power Point Slides



MCQ and exercises



Memento

PRACTICAL



Technical poster



Video support




Demo case

PRICE / SESSION

On training center	At customer's site
Consult the price list	Consult the price list

FCG

Gear pump



PREREQUISITE

- Knowledge of the automotive paint industry.

TRAINING GOALS

- To know the main architecture of a Fast Clean Gear (FCG) pump.
- To know the theoretical functioning of the pump.
- To identify the pump's main components.

PROGRAM

GENERAL PRESENTATION

- FCG pump's general architecture.

FUNCTIONING

- Functioning of a volumetric pump.

DESCRIPTION

- The front flange.
- The bearing.
- The central chamber and the master gear.
- The rear flange.

CHARACTERISTICS

- General characteristics.

CONFIGURATIONS POSSIBILITIES

- FCG pump only.
- FCG pump equipped with a Sames regulator.

MAINTENANCE

- Maintenance tools.
- Disassembly and reassembly.

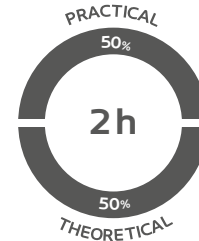
REGULATOR

- Maintenance tools.
- Maintenance.

PP-105-2

Level 2

DURATION



Training can be scheduled from 08:30 AM to 12:00 PM and from 13:00 PM to 17:00 PM

LOCATION

Taking place at the training center of:

Meylan (38)

Stains (93)

Or taking place at the customer's site

PUBLIC

All profiles (sales, technical)
3 trainees maximum per session

THEORETICAL



PowerPoint Slides



MCQ and exercises



Memento

PRACTICAL



Technical poster



Video support



Demo case

PRICE / SESSION

On training center

At customer's site

Consult the price list

Consult the price list

04D140 / 01D140

Membrane pump



PREREQUISITE



- Any experience in mechanical maintenance.

TRAINING GOALS



- Acquire fundamental knowledge concerning the Sames 04D140 / 01D140 membrane pumps's technology.
- Being capable of starting, operating, and configuring the 04D140 / 01D140 membrane pump.

PROGRAM



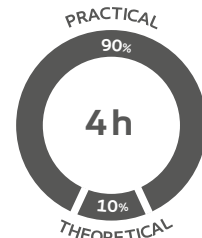
DISASSEMBLY & REASSEMBLY

- Manual procedure for seals replacement and other parts of the pump.

PP-107-2

Level 2

DURATION



Training can be scheduled from 08:30 AM to 12:00 PM and from 13:00 PM to 17:00 PM

LOCATION



Taking place at the training center of:

Meylan (38)

Stains (93)

Or taking place at the customer's site

PUBLIC



Maintenance engineer

3 trainees maximum per session

THEORETICAL



Power Point Slides



MCQ and exercises



Memento

PRACTICAL



Technical poster



Video support



Demo case

PRICE / SESSION



On training center

At customer's site

Consult the price list

Consult the price list

RFV 2000

Robotic equipment



PREREQUISITE

- Basic notions about general physics and arithmetics.

TRAINING GOALS

- To define the general architecture of the equipment.
- To identify the assemblies's functions that compose the equipment.
- To associate to each function the corresponding equipments.
- To define the configuration and the operations of usual upkeep.

PROGRAM

GENERAL PRESENTATION

- Health and safety measures.
- Use domain and possibilities.
- Description.
- Characteristics and bulk.
- Unboxing.
- Installation.
- Loading the robot.

USUAL UPKEEP

- Mecanism.
- Preventive maintenance.

REPAIRS

- Incidents, causes and associated repairs.

POTENTIOMETER REPLACEMENT

- Angular tuning of the potentiometer.

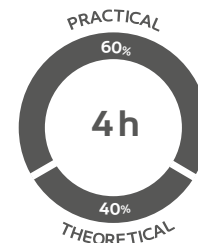
SPARE PARTS

- RVF 2000.

PR-101-2

Level 2

DURATION



Training can be scheduled from 08:30 AM to 12:00 PM and from 13:00 PM to 17:00 PM

LOCATION

Taking place at the training center of:

Meylan (38)

Stains (93)

Or taking place at the customer's site

PUBLIC

Maintenance, method, operator
3 trainees maximum per session

THEORETICAL



Power Point Slides



MCQ and exercises



Memento

PRACTICAL



Technical poster



Video support



Demo case

PRICE / SESSION

On training center


At customer's site

Consult the price list

Consult the price list

Mechanical system

Practice



PREREQUISITE

- None.

TRAINING GOAL

- This training covers the assembly and disassembly of seal sets in outlet and inlet valve, glue chambers and the high pressure pump.

PROGRAM

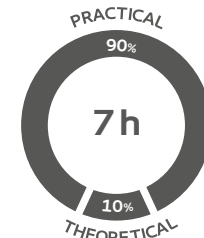
ASSEMBLY AND REPLACEMENT

- Assembly of the individual components.
- Replacement of seal kits on inlet and outlet valves (S11), high pressure pump (224660) and dosing chamber (S13 B).
- Functions of the individual seals.

TA-110-1

Level 1

DURATION



Training can be scheduled from 08:30 AM to 12:00 PM and from 13:00 PM to 17:00 PM

LOCATION

Taking place at the training center of:

Erfstadt (50)

Or taking place at the customer's site*


PUBLIC

Maintenance and operating staff
6 trainees maximum per session

THEORETICAL



PowerPoint Slides



MCQ and exercises



Instruction

PRACTICAL



Technical poster



Video support



Demo case

PRICE / SESSION

On training center

At customer's site


Consult the price list

Consult the price list

* For training sessions at your site, the following equipment is required: furnished & quiet room, projector & flip chart, standard tools, workbench with vise including vise jaws. There will be additional costs for shipping the training materials.

1K visualization IKS1

Operating personnel



PREREQUISITE

- Previous participation in the TA-100-1 module.

TRAINING GOAL

- This training session addresses the control / operation and settings of the relevant user Interface. Inspection and reinforcement of what has been learned on the training system.

PROGRAM

1K VISUALIZATION IKS1

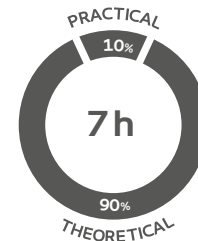
- Homepage.
- Dosing unit.
- Barrel pumps.
- Temperature control:
 - Parameter page.
- Archive.
- Service:
 - Data backup.
 - Maintenance.

START – RESTART OF TWINCAT 3

TA-210-2

Level 2

DURATION



Training can be scheduled from 08:30 AM to 12:00 PM and from 13:00 PM to 17:00 PM

LOCATION

Taking place at the training center of:

Erfstadt (50)

*Or taking place at the customer's site**

PUBLIC

All profiles (sales, technical)
6 trainees maximum per session

THEORETICAL



PowerPoint Slides

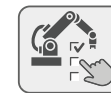


MCQ and exercises



Handout

PRACTICAL



Training Cell



Video support



Demo case


PRICE / SESSION

On training center	At customer's site
Consult the price list	Consult the price list

* For training sessions at your site, the following equipment will be required: a furnished & quiet room, projector & flip chart, access to a training system.

1K visualization IKS1

Maintenance personnel



PREREQUISITE

- Previous participation in the TA-100-1 module.

TRAINING GOAL

- This training session addresses the control/operation and all possible settings of the user interface. Inspection and reinforcement of what has been learned on the training system.

PROGRAM

1K VISUALIZATION IKS1

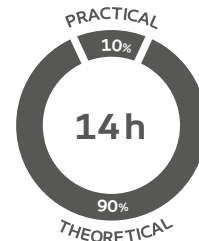
START – RESTART OF TWINCAT 3

- Homepage.
- Dosing unit
 - Detail page 1K.
 - Detail page Twin.
- Barrel pumps.
- Temperature control
 - Parameter page
- Archive.
- Programs
 - Program data.
 - Parameters.
 - Single seams.
 - Stepping seam.
- Service
 - Bus inlets/Outlets.
 - Data backup.
 - Maintenance.

TA-211-2

Level 2

DURATION



Training can be scheduled from 08:30 AM to 12:00 PM and from 13:00 PM to 17:00 PM

LOCATION

Taking place at the training center of:

Erfstadt (50)

*Or taking place at the customer's site**

PUBLIC

All profiles (sales, technical)
6 trainees maximum per session

THEORETICAL



Power Point Slides

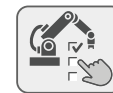


MCQ and exercises



Handout

PRACTICAL



Training Cell



Video support



Demo case

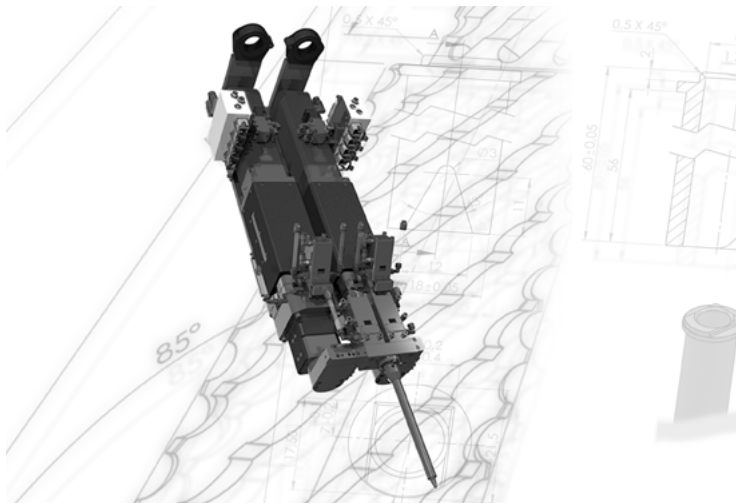
PRICE / SESSION

On training center	At customer's site
Consult the price list	Consult the price list

* For training sessions at your site, the following equipment will be required: a furnished & quiet room, projector & flip chart, access to a training system.

2K visualization IKS1

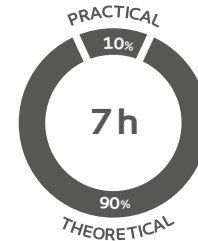
Operating personnel



TA-220-2

Level 2

DURATION



Training can be scheduled from 08:30 AM to 12:00 PM and from 13:00 PM to 17:00 PM

LOCATION



Taking place at the training center of:

Erfstadt (50)

Or taking place at the customer's site*

PUBLIC



All profiles (sales, technical)
6 trainees maximum per session

THEORETICAL



PowerPoint Slides



MCQ and exercises



Handout

PRACTICAL



Training Cell



Video support



Demo case

PRICE / SESSION



On training center	At customer's site
Consult the price list	Consult the price list

* For training sessions at your site, the following equipment will be required: a furnished & quiet room, projector & flip chart, access to a training system.

PREREQUISITE



- Previous participation in the TA-100-1 module.

TRAINING GOAL



- This training session addresses the control / operation and settings of the relevant user Interface. Inspection and reinforcement of what has been learned on the training system.

PROGRAM



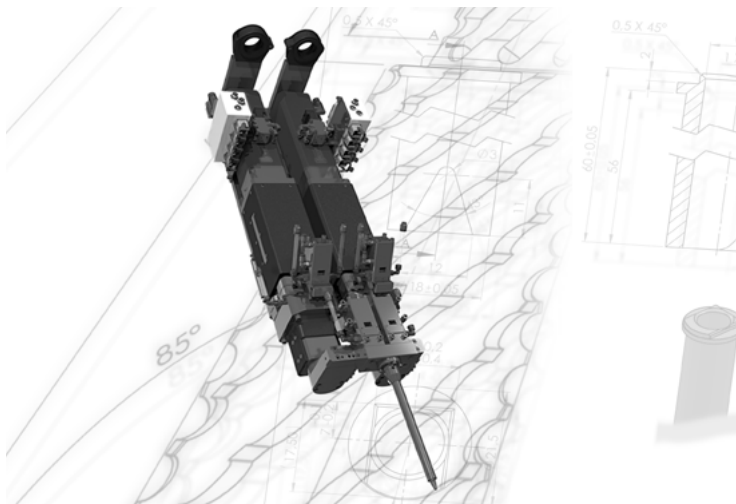
2K VISUALIZATION IKS1

START - RESTART OF TWINCAT 3

- Homepage.
- Dosing unit.
- Barrel pumps.
- Temperature control
 - Parameter page.
- Archive.
- Service
 - Data backup.
 - Maintenance.

2K visualization IKS1

Maintenance personnel



PREREQUISITE

- Previous participation in the TA-100-1 module.

TRAINING GOAL

- This training session addresses the control /operation and all possible settings of the user interface. Inspection and reinforcement of what has been learned on the training system.

PROGRAM

2K VISUALIZATION IKS1

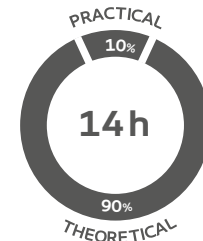
START - RESTART OF TWINCAT 3

- Homepage.
- Dosing unit
 - Detail page 2K.
 - Parameter page.
- Barrel pumps.
- Temperature control
 - Parameter page.
- Archive.
- Programs
 - Program data.
 - Parameters.
 - Single seams.
 - Stepping seam.
- Service
 - Bus inlets/outlets.
 - Data backup.
 - Maintenance.

TA-221-2

Level 2

DURATION



Training can be scheduled from 08:30 AM to 12:00 PM and from 13:00 PM to 17:00 PM

LOCATION

Taking place at the training center of:

Erfstadt (50)

*Or taking place at the customer's site**

PUBLIC

All profiles (sales, technical)
6 trainees maximum per session

THEORETICAL



PowerPoint Slides



MCQ and exercises



Handout

PRACTICAL



Training Cell



Video support



Demo case


PRICE / SESSION

On training center	At customer's site
Consult the price list	Consult the price list

* For training sessions at your site, the following equipment will be required: a furnished & quiet room, projector & flip chart, access to a training system.

1K/2K visualization IKS1

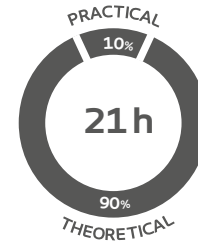
Maintenance personnel



TA-230-2

Level 2

DURATION



Training can be scheduled from 08:30 AM to 12:00 PM and from 13:00 PM to 17:00 PM

LOCATION



Taking place at the training center of:

Erfstadt (50)

*Or taking place at the customer's site**

PUBLIC



All profiles (sales, technical)
6 trainees maximum per session

THEORETICAL



Power Point Slides



MCQ and exercises



Handout

PRACTICAL



Training Cell



Video support



Demo case

PRICE / SESSION



On training center	At customer's site
Consult the price list	Consult the price list

** For training sessions at your site, the following equipment will be required: a furnished & quiet room, projector & flip chart, access to a training system.*

PREREQUISITE



- Previous participation in the TA-100-1 module.

TRAINING GOAL



- This training session addresses the control /operation and all possible settings of the user interface. Inspection and reinforcement of what has been learned on the training system.

PROGRAM




1K/2K VISUALIZATION IKS1

START - RESTART OF TWINCAT 3

- Homepage.
- Dosing unit
 - Detail page 1K.
 - (Detail page Twin).
 - 2K-page.
 - Detail page 2K.
- Barrel pumps.
- Temperature control
 - Parameter page
- Archive.
- Programs
 - Program data.
 - Parameters.
 - Single seams.
 - Stepping seam.
- Service
 - Bus inlets/outlets.
 - Data backup.
 - Maintenance.

Multipoint Components



PREREQUISITE

- Previous participation in the TA-100-1 module.

TRAINING GOAL

- During this training session, the basic principle, the functionality and the mechanical and electrical design of all components are explained in detail. Inspection and reinforcement of what has been learned on the training system.

PROGRAM

SYSTEM BASICS

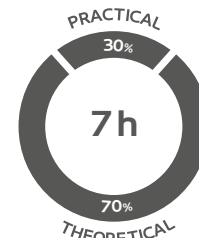
- System design and functions.
- Initiators including the significance of such.
- Pneumatic unit.
- Hub.
- Proportional dosing unit.

SETTING OF MECHANICAL COMPONENTS

TA-280-2

Level 2

DURATION



Training can be scheduled from 08:30 AM to 12:00 PM and from 13:00 PM to 17:00 PM

LOCATION

Taking place at the training center of:

Erfstadt (50)

*Or taking place at the customer's site**


PUBLIC

All profiles (sales, technical)
6 trainees maximum per session

THEORETICAL



Power Point Slides



MCQ and exercises



Handout

PRACTICAL



Training Cell



Video support



Demo case

PRICE / SESSION

On training center	At customer's site
Consult the price list	Consult the price list

* For training sessions at your site, the following equipment will be required: a furnished & quiet room, projector & flip chart, access to a training system.

Workshop

Individual training content



PREREQUISITE

- Previous participation in one of the TA-211-2 , TA-221-2 or TA-230-2 training modules.

TRAINING GOALS

- This training session covers all topics of the training courses already attended by the participants. This is an opportunity for specialists to recap previous training sessions and to discuss new innovations.
- Individual topics from participants will also be incorporated here. This course should be attended by adhesive specialists at regular intervals.

PROGRAM

INDIVIDUAL TRAINING CONTENTS

TA-330-3

Level 3

DURATION



Training can be scheduled from 08:30 AM to 12:00 PM and from 13:00 PM to 17:00 PM

LOCATION

Taking place at the training center of:

Erfstadt (50)

*Or taking place at the customer's site**

PUBLIC

Specialists
6 trainees maximum per session

THEORETICAL



PowerPoint Slides



MCQ and exercises



Quick start guide

PRACTICAL



Training Cell



Video support



Demo case

PRICE / SESSION

On training center	At customer's site
Consult the price list	Consult the price list

* For training sessions at your site, the following equipment will be required: a furnished & quiet room, projector & flip chart, access to a training system.



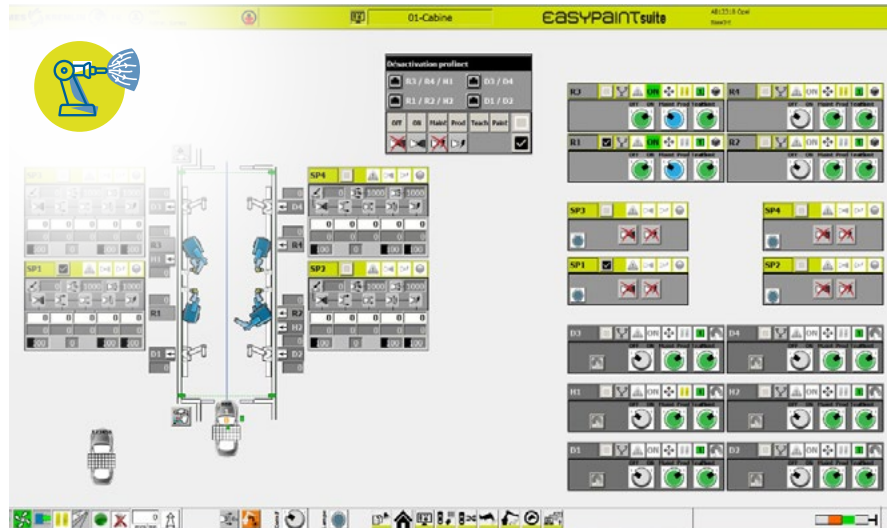


SYSTEMS

TRAINING

Installation

Handling



PREREQUISITE

- Knowledge of the paint industry application.

TRAINING GOAL

- General presentation of the installation's functionalities.

PROGRAM

DESCRIPTION OF THE BUTTONS & INDICATORS ON THE CONSOLE

ACCESS PROCEDURE IN THE CABIN

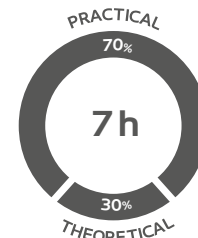
EXPLANATION OF THE DIFFERENT FUNCTIONALITIES OF THE MAN-MACHINE INTERFACE OF THE EASYDRIVE AND EASYEVENTS MODULES

- Switching on/off of each equipment.
- Selection of the operating mode (manual/automatic/simulation/cleaning).
- Control of the equipment in manual mode.
- Manual encoding of parts.
- Follow-up in automatic mode.
- Visualization & history of defects.

SL-100-1

Level 1

DURATION



Training can be scheduled from 08:30 AM to 12:00 PM and from 13:00 PM to 17:00 PM

LOCATION

Taking place at the training center of:

Meylan (38)

Stains (93)

Or taking place at the customer's site

PUBLIC

Maintenance, method, operator
3 trainees maximum per session

THEORETICAL



PowerPoint Slides



MCQ and exercises



Memento

PRACTICAL



Technical poster



Video support




Demo case

PRICE / SESSION

On training center	At customer's site
Consult the price list	Consult the price list

Installation

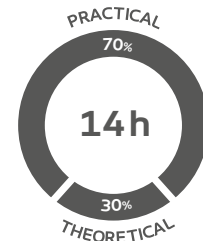
Driving



SL-101-2

Level 2

DURATION



Training can be scheduled from 08:30 AM to 12:00 PM and from 13:00 PM to 17:00 PM

LOCATION



Taking place at the training center of:

Meylan (38)

Stains (93)

Or taking place at the customer's site

PUBLIC



Maintenance, method, operator
3 trainees maximum per session

THEORETICAL



PowerPoint Slides



MCQ and exercises



Memento

PRACTICAL



Technical poster



Video support



Demo case

PRICE / SESSION



On training center

At customer's site

Consult the price list

Consult the price list

PREREQUISITE



- SL-100-1

TRAINING GOALS



- Detailed presentation of the installation's functionalities.

PROGRAM



STATION ENVIRONMENT AND OPERATOR SAFETY

- Intrusion management and fault recovery.
- Access procedure in the cabin.

DESCRIPTION OF THE BUTTONS & INDICATORS ON THE CONSOLE

EXPLANATION OF THE DIFFERENT FUNCTIONALITIES OF THE MAN-MACHINE INTERFACE OF THE EASYDRIVE AND EASYEVENTS MODULES

- Switching on/off of each equipment.
- Selection of the operating mode (manual / automatic / simulation / cleaning).


- Control of the equipment in manual mode.
- Manual part encoding.
- Follow-up in automatic mode.
- Activation of the simulation mode.
- Visualization and history of defects (sorting, search).
- Production report.
- Diagnostic help sheets.

INTRODUCTION TO THE EASYTABLES, EASYSEQUENCE, EASYTRAJ3D AND EASYDIAG MODULES

- Functionality of the software.

Installation

Painting antenna



PREREQUISITE

- Knowledge of the automotive paint industry.
- This module is dedicated to engineering projects.

TRAINING GOALS

- To know the instructions to use the sprayer.
- To know how to perform the preventive maintenance.
- To know the influence of the parameters on the application.

PROGRAM

GENERAL PRESENTATION

- General architecture.
- General functioning principle.

THE STATION ENVIRONMENT AND THE OPERATORS SAFETY

- Relation with the external equipments.
- Presentation of the safety elements.

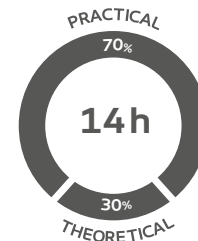
ELECTRO-PNEUMATIC CABINET & PROCESS ARM

- Explanation of the pneumatic diagram.
- Visualization of all the elements in the control cabinet & on the robotic arm.
- The main functions of the sprayer.
- Sequence and cycles.

SL-102-2

Level 2

DURATION



Training can be scheduled from 08:30 AM to 12:00 PM and from 13:00 PM to 17:00 PM

LOCATION

Taking place at the training center of:

Meylan (38)

Stains (93)

Or taking place at the customer's site

PUBLIC

Maintenance, method, operator
3 trainees maximum per session

THEORETICAL



Power Point Slides



MCQ and exercises



Memento

PRACTICAL



Technical poster



Video support



Demo case

PRICE / SESSION

On training center

At customer's site

Consult the price list

Consult the price list

Easytraj3D

Software



PREREQUISITE

- Basic knowledge of robotics : frame, tools, motion type.

TRAINING GOALS

- Know how to navigate in the Easytraj3D software.
- Know how to use the main visualization options.
- Know how to modify a trajectory and application parameters.
- Know how to upload and download a trajectory.

PROGRAM

SOFTWARE

- Software overview.
- Project management.
- Display options.
- Editing area: Project tab.
- Editing area: Editor tab.
- Tab transfer.
- Comparison function.
- Brush table.

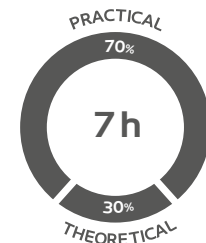
FUNCTIONNALITIES

- Modify the robot's internal parameters.
- Program the robot.
- Modify the trajectories.
- Modify the application parameters.

SL-103-3

Level 3

DURATION



Training can be scheduled from 08:30 AM to 12:00 PM and from 13:00 PM to 17:00 PM

LOCATION

Taking place at the training center of:

Meylan (38)

Stains (93)

Or taking place at the customer's site

PUBLIC

Operator, manufacturing engineer
3 trainees maximum per session

THEORETICAL



Power Point Slides



MCQ and exercises



Memento

PRACTICAL



Technical poster



Video support



Demo case

PRICE / SESSION

On training center	At customer's site
Consult the price list	Consult the price list

Automatism

Software



PREREQUISITE

- Having followed the SL-100-2 and SL-101-2.

TRAINING GOALS

- To know how to make a backup/restore software and applications.
- To replace a component on the network.

PROGRAM

SOFTWARE

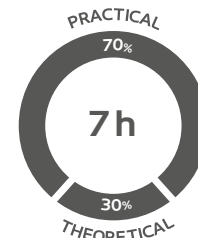
- Network architecture.
- E / S list.
- Backup & recovery of applications.
- Backup of a complete image.
- Replacement of a controller or a network component.

NOTE: No informations on robots's program codes and supervision will be transmitted.

SL-104-3

Level 3

DURATION



Training can be scheduled from 08:30 AM to 12:00 PM and from 13:00 PM to 17:00 PM

LOCATION

Taking place at the training center of:

Meylan (38)

Stains (93)

Or taking place at the customer's site

PUBLIC

Automaticians, maintenance
3 trainees maximum per session

THEORETICAL



Power Point Slides



MCQ and exercises



Memento

PRACTICAL



Technical poster



Video support




Demo case

PRICE / SESSION

On training center	At customer's site
Consult the price list	Consult the price list

Installation

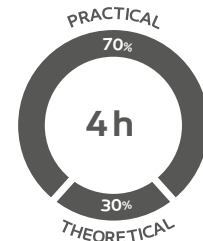
Maintenance



SL-105-2

Level 2

DURATION



Training can be scheduled from 08:30 AM to 12:00 PM and from 13:00 PM to 17:00 PM

LOCATION



Taking place at the training center of:

Meylan (38)

Stains (93)

Or taking place at the customer's site

PUBLIC



All profiles (sales, technical)
3 trainees maximum per session

THEORETICAL



PowerPoint Slides



MCQ and exercises



Memento

PRACTICAL



Technical poster



Video support



Demo case

PRICE / SESSION



On training center

At customer's site

Consult the price list

Consult the price list

PREREQUISITE



- Having followed the SL-101-2 and SL-102-2 modules (or having acquired the respective levels through experience).

TRAINING GOALS



- To be familiar with the functioning of the installation.
- To know preventive and corrective maintenance.
- To know how to perform maintenance.

PROGRAM



MECHANICAL AND ELECTRICAL MAINTENANCE

- Electro-pneumatic cabinets.
- Presentation of the preventive maintenance plan.
- Presentation of the corrective maintenance plan.

DIAGNOSTIC

- Using the maintenance plan.

Installation

Cleaning



PREREQUISITE

- Knowledge of the automotive paint industry.

TRAINING GOALS

- To know how to perform an installation cleaning.
- To know how to work safely.

PROGRAM

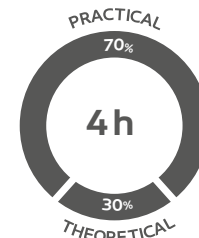
CLEANING RECOMMENDATIONS

- Installation consignment.
- Equipement protection.
- Components to clean.
- Cleaning procedure.
- Frequency.
- Use of the assembly and disassembly tools.
- Cleaning products and accessories.

SL-106-1

Level 1

DURATION



Training can be scheduled from 08:30 AM to 12:00 PM and from 13:00 PM to 17:00 PM

LOCATION

Taking place at the training center of:

Meylan (38)

Stains (93)

Or taking place at the customer's site

PUBLIC

Maintenance, cleaning staff
3 trainees maximum per session

THEORETICAL



Power Point Slides



MCQ and exercises



Memento

PRACTICAL



Technical poster



Video support



Demo case

PRICE / SESSION

On training center

At customer's site

Consult the price list

Consult the price list

Type start-up

Software



PREREQUISITE

- Knowledge of the automotive paint industry.

TRAINING GOALS

- To be able to use softwares including parameters tables.
- To be able to define a new type, a new tint.
- To be autonomous for any position or point modifications.
- To be autonomous acting on parameter tables.

PROGRAM

ENVIRONMENT AND TEACH ROBOT INTERFACE

- Securities.
- Manual displacement.
- Robot's coordinates system.
- Explanation of the robot's trajectory structure.
- Type creation.
- Point modification.
- Instructions addition.

PARAMETERS TABLES'S PRESENTATION

- Tints table.
- Types table.

- Cycles and sequences table.
- Spurt table.
- Application parameters.

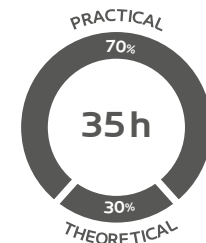
TEST METHOD FOR APPLICATION

- Temperature, viscosity, humidity.
- Marouflage.
- Thickness measurement, mapping.
- Optimisation depending on the results.
- Manipulation & optimisation.

SL-107-3

Level 3

DURATION



Training can be scheduled from 08:30 AM to 12:00 PM and from 13:00 PM to 17:00 PM

LOCATION

Taking place at the training center of:

Meylan (38)

Stains (93)

Or taking place at the customer's site

PUBLIC

Maintenance, method, applicator
3 trainees maximum per session

THEORETICAL



PowerPoint Slides



MCQ and exercises



Memento

PRACTICAL



Technical poster



Video support



Demo case

PRICE / SESSION

On training center

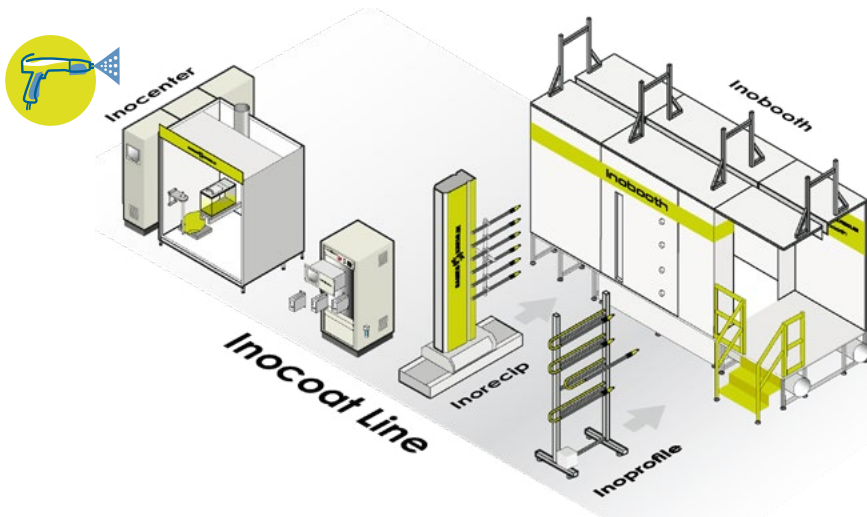
At customer's site

Consult the price list

Consult the price list

Installation

Handling



PREREQUISITE

- Knowledge of the paint industry application.

TRAINING GOAL

- General presentation of the installation's functionalities.

PROGRAM

DESCRIPTION OF THE BUTTONS & INDICATORS ON THE CONSOLE

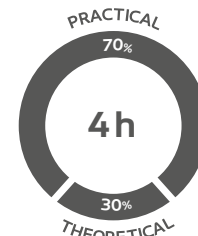
EXPLANATION OF THE DIFFERENT FUNCTIONALITIES OF THE MAN-MACHINE INTERFACE OF THE EASYDRIVE AND EASYEVENTS MODULES

- Switching on/off of each equipment.
- Selection of the operating mode (manual/automatic/cleaning).
- Control of the equipment in manual mode.
- Manual encoding of parts.
- Follow-up in automatic mode.
- Visualization & history of defects.

SP-000-1

Level 1

DURATION



Training can be scheduled from 08:30 AM to 12:00 PM and from 13:00 PM to 17:00 PM

LOCATION

Taking place at the training center of:

Meylan (38)

Stains (93)

Or taking place at the customer's site

PUBLIC

Maintenance, method, operator
3 trainees maximum per session

THEORETICAL



PowerPoint Slides



MCQ and exercises



Memento

PRACTICAL



Technical poster



Video support



Demo case

PRICE / SESSION

On training center

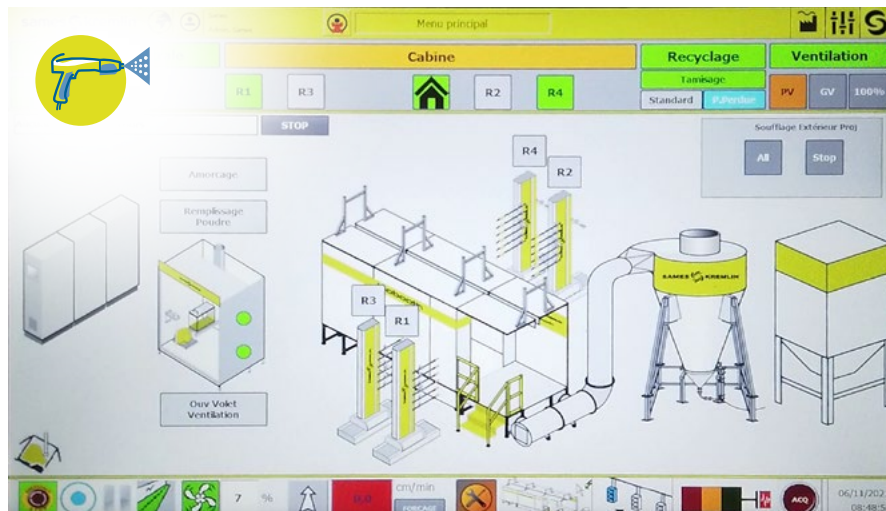
At customer's site

Consult the price list

Consult the price list

Installation

Driving



PREREQUISITE

- SP-000-1.

TRAINING GOALS

- Detailed presentation of the installation's functionalities.

PROGRAM

STATION ENVIRONMENT AND OPERATOR SAFETY

- Intrusion management and fault recovery.
- Access procedure in the cabin.

DESCRIPTION OF THE BUTTONS & INDICATORS ON THE CONSOLE

FUNCTIONALITIES OF THE MAN-MACHINE INTERFACE OF THE EASYDRIVE AND EASYEVENTS MODULES

- Switching on/off of each equipment.
- Selection of the operating mode (manual / automatic / cleaning).
- Control of the equipment in manual mode.
- Manual part encoding.
- Follow-up in automatic mode.
- Visualization and history of defects (sorting, search).
- Production report.
- Diagnostic help sheets.

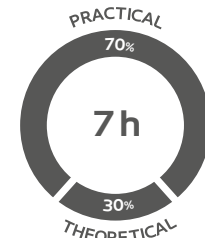
INTRODUCTION TO THE EASYSEQUENCE MODULE

- Functionality of the software.

SP-001-2

Level 2

DURATION



Training can be scheduled from 08:30 AM to 12:00 PM and from 13:00 PM to 17:00 PM

LOCATION

Taking place at the training center of:

Meylan (38)

Stains (93)

Or taking place at the customer's site

PUBLIC

Maintenance, method, operator
3 trainees maximum per session

THEORETICAL



Power Point Slides



MCQ and exercises



Memento

PRACTICAL



Technical poster



Video support



Demo case

PRICE / SESSION

On training center

At customer's site

Consult the price list

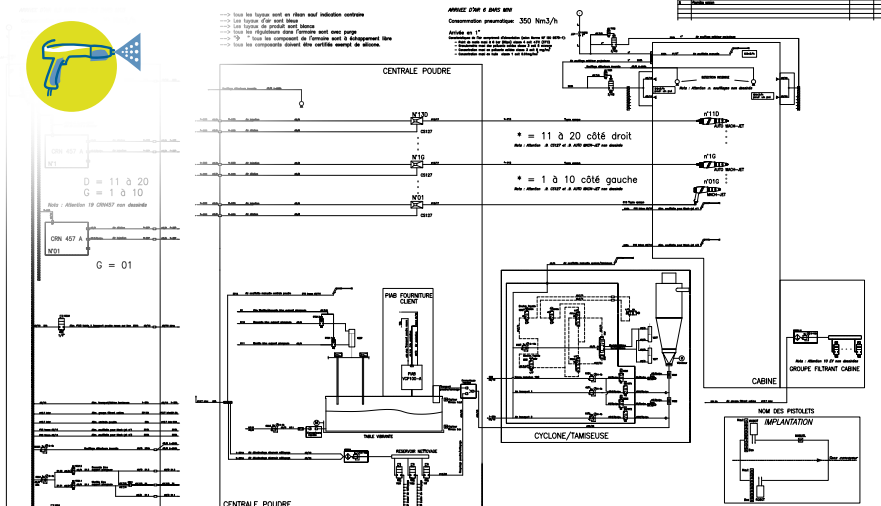
Consult the price list

Installation

Powder antenna

SP-002-2

Level 2



PREREQUISITE

- Knowledge of the powder paint industry.

TRAINING GOALS

- To know the functioning principle of the sprayer.
- To know how to perform the preventive maintenance.
- To know the parameters influencing the application.

PROGRAM

GENERAL PRESENTATION

- General architecture.
- General functioning principle.

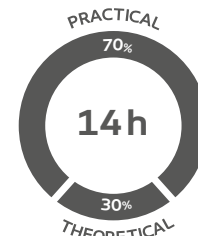
THE STATION ENVIRONMENT AND THE OPERATORS SAFETY

- Relations with the external equipments.
- Presentation of the safety elements.

THE ELECTRO-PNEUMATIC CABINET

- Explanation of the pneumatic diagram.
- Complete viewing of the robot and cabinet's elements.
- Main functions of the sprayers.
- Sequence tables and cycles.

DURATION



Training can be scheduled from 08:30 AM to 12:00 PM and from 13:00 PM to 17:00 PM

LOCATION

Taking place at the training center of:

Meylan (38)

Stains (93)

Or taking place at the customer's site

PUBLIC

Maintenance, method, operator
3 trainees maximum per session

THEORETICAL



Power Point Slides



MCQ and exercises



Memento

PRACTICAL



Technical poster



Video support



Demo case

PRICE / SESSION

On training center	At customer's site
Consult the price list	Consult the price list

Automatism

Software



PREREQUISITE

- Having followed the SP-000-1 and SP-001-2.

TRAINING GOALS

- To know how to make a backup/restore software and applications.
- To replace a component on the network.

PROGRAM

SOFTWARE

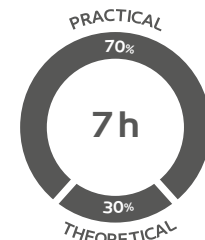
- Network architecture.
- E / S list.
- Backup & recovery of applications.
- Backup of a complete image.
- Replacement of a controller or a network component.

NOTE: No informations on robots's program codes and supervision will be transmitted.

SP-004-3

Level 3

DURATION



Training can be scheduled from 08:30 AM to 12:00 PM and from 13:00 PM to 17:00 PM

LOCATION

Taking place at the training center of:

Meylan (38)

Stains (93)

Or taking place at the customer's site

PUBLIC

Automaticians, maintenance
3 trainees maximum per session

THEORETICAL



Power Point Slides



MCQ and exercises



Memento

PRACTICAL



Technical poster



Video support



Demo case

PRICE / SESSION

On training center

At customer's site

Consult the price list

Consult the price list

Installation

Cleaning



PREREQUISITE

- Knowledge of the powder paint industry.

TRAINING GOALS

- To know how to perform the cleaning of the installation.
- To be able to work safely.

PROGRAM

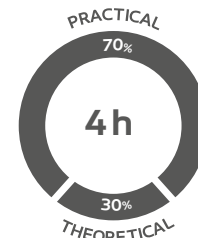
CLEANING RECOMMENDATIONS

- Installation consignment.
- Equipement protection.
- Components to clean.
- Cleaning procedure.
- Frequency.
- Use of the assembly and disassembly tools.
- Cleaning products and accessories.

SP-006-1

Level 1

DURATION



Training can be scheduled from 08:30 AM to 12:00 PM and from 13:00 PM to 17:00 PM

LOCATION

Taking place at the training center of:

Meylan (38)

Stains (93)

Or taking place at the customer's site

PUBLIC

Maintenance, cleaning staff
3 trainees maximum per session

THEORETICAL



PowerPoint Slides



MCQ and exercises



Memento

PRACTICAL



Technical poster



Video support



Demo case

PRICE / SESSION

On training center


At customer's site

Consult the price list

Consult the price list

Manual System

BC5000



PREREQUISITE

- Previous participation in the TA-100-1 module.

TRAINING GOAL

- This training session addresses the control/operation and all possible settings of the user interface. Inspection and reinforcement of what has been learned on the training system.

PROGRAM

SYSTEM BASICS

BARREL PUMPS FUNCTIONS

INITIATORS INCLUDING THE SIGNIFICANCE OF SUCH

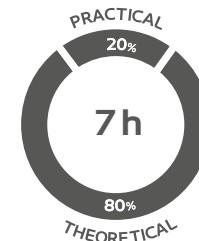
VISUALIZATION BC5000

- Homepage.
- Heater.
- Barrel pumps.
- Alarm signals / messages.
- Settings.
- Data backup.

TA-200-2

Level 2

DURATION



Training can be scheduled from 08:30 AM to 12:00 PM and from 13:00 PM to 17:00 PM

LOCATION

Taking place at the training center of:

Erfstadt (50)

Or taking place at the customer's site*


PUBLIC

All profiles (sales, technical)
6 trainees maximum per session

THEORETICAL



PowerPoint Slides

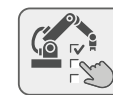


MCQ and exercises



Handout

PRACTICAL



Training Cell



Video support



Demo case

PRICE / SESSION

On training center	At customer's site
Consult the price list	Consult the price list

* For training sessions at your site, the following equipment will be required: a furnished & quiet room, projector & flip chart, access to a training system.

Cleaner

Software



PREREQUISITE

- Previous participation in the TA-100-1 module.

TRAINING GOAL

- This training session addresses the design and control / operation and all possible settings of the user interface. Inspection and reinforcement of what has been learned on the training system.

PROGRAM

FUNCTIONALITY & STRUCTURE

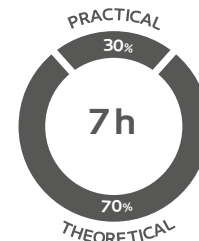
VISUALIZATION

- Homepage
 - Conveyor/belt pusher/ firing chamber.
 - Applicator head / transfer station.
 - Pressure tank (DBM).
- Default setting
 - Bus subscriber.
- Pre-humidification programs.
- Application programs.
- Interface
 - Force.
- History.
- Settings.

TA-240-2

Level 2

DURATION



Training can be scheduled from 08:30 AM to 12:00 PM and from 13:00 PM to 17:00 PM

LOCATION

Taking place at the training center of:

Erfstadt (50)

*Or taking place at the customer's site**


PUBLIC

All profiles (sales, technical)
6 trainees maximum per session

THEORETICAL



PowerPoint Slides



MCQ and exercises



Handout

PRACTICAL



Training Cell



Video support



Demo case

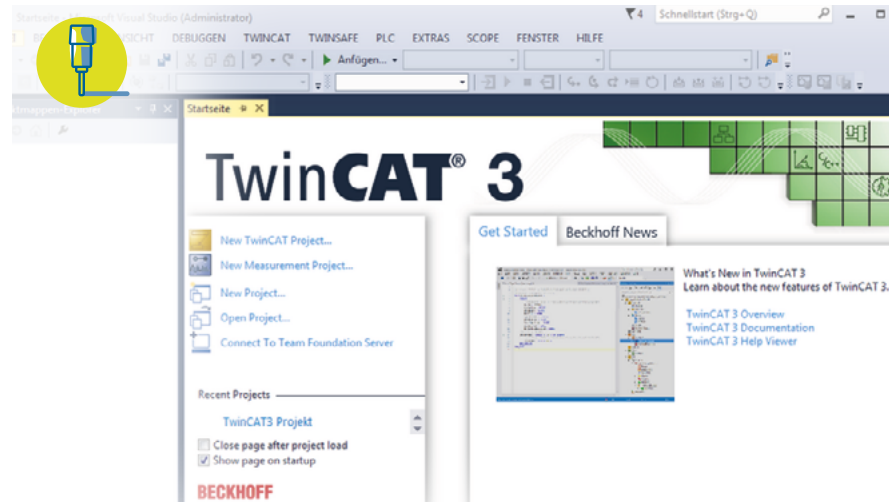
PRICE / SESSION

On training center	At customer's site
Consult the price list	Consult the price list

* For training sessions at your site, the following equipment will be required: a furnished & quiet room, projector & flip chart, access to a training system.

Twincat 3

Software



PREREQUISITE

- Previous participation in one of the TA-211-2 , TA-221-2 or TA-230-2 training modules.

TRAINING GOAL

- This training session addresses the control/operation and relevant settings of the user interface. Analysis methods and system-relevant configurations are also part of this training.

PROGRAM

STATUS DISPLAY

OPENING A PROJECT

TWINCAT 3 SYSTEM MANAGER
"SYSTEM OVERVIEW"

ETHER CAT STRUCTURE

PROFNET

FORCING STATES

TOPOLOGY

EMERGENCY SCAN

„COUNTER“ CHANGE OF STATE

SERVO CONVERTER UPDATE

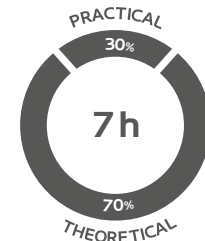
FILE STRUCTURE

INI-FILES

TA-300-3

Level 3

DURATION



Training can be scheduled from 08:30 AM to 12:00 PM and from 13:00 PM to 17:00 PM

LOCATION

Taking place at the training center of:

Erfstadt (50)

Or taking place at the customer's site*


PUBLIC

All profiles (sales, technical)
6 trainees maximum per session

THEORETICAL



Power Point Slides




MCQ and exercises



Handout

PRACTICAL



Training Cell



Video support



Demo case

PRICE / SESSION

On training center

At customer's site

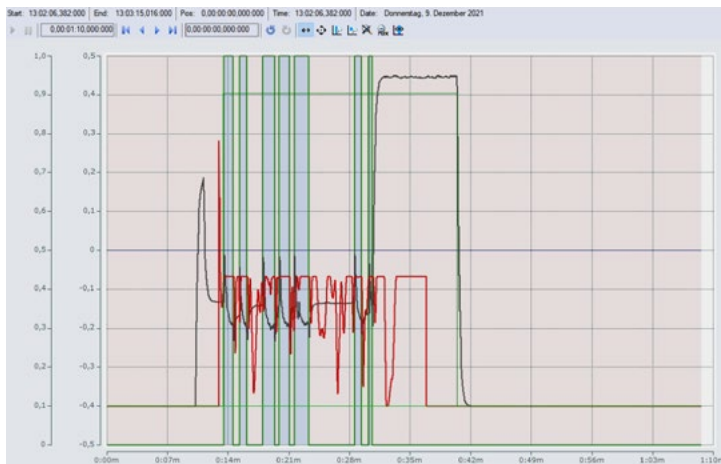
Consult the price list

Consult the price list

* For training sessions at your site, the following equipment will be required: a furnished & quiet room, projector & flip chart, access to a training system.

Scope View

Software



PREREQUISITE

- Previous participation in one of the TA-211-2 , TA-221-2 or TA-230-2 training modules.

TRAINING GOAL

- This training session addresses the control/operation and relevant settings of the user interface. Analyzing and interpreting records is practiced using examples.

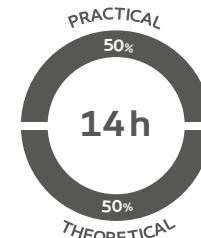
PROGRAM

OPEN SCOPE VIEW	SIGNAL SEQUENCE „ESTABLISH STANDBY“
START RECORDINGS	SIGNAL SEQUENCE „DOSING FILL“
SAVE/EXPORT PROJECTS	SIGNAL SEQUENCE „PURGING“
OPEN SAVED PROJECTS	SIGNAL SEQUENCE „GLUE“
SCOPE VIEW INTERFACE	SIGNAL SEQUENCE „APPLICATION ERROR“
INTEGRATE CHANNEL	SIGNAL SEQUENCE „SYSTEM ERROR“
RECORDING DURATION	SIGNAL SEQUENCE „STEPPING SEAM“
TRIGGER CONTROLLED RECORDING	

TA-310-3

Level 3

DURATION



Training can be scheduled from 08:30 AM to 12:00 PM and from 13:00 PM to 17:00 PM

LOCATION

Taking place at the training center of:

Erfstadt (50)

*Or taking place at the customer's site**


PUBLIC

All profiles (sales, technical)
6 trainees maximum per session

THEORETICAL



Power Point Slides



MCQ and exercises



Handout

PRACTICAL



Training Cell



Video support



Demo case


PRICE / SESSION

On training center	At customer's site
Consult the price list	Consult the price list

* For training sessions at your site, the following equipment will be required: a furnished & quiet room, projector & flip chart, access to a training system.

Troubleshooting

Practical Exercises



PREREQUISITE

- Previous participation in one of the TA-211-2 , TA-221-2 or TA-230-2 training modules.

TRAINING GOAL

- In this training, the troubleshooting and its elimination, as well as the handling of malfunctions is trained on a training cell without replacing components. (The following systems are possible here: 1C system, 2C system, Twin system or Cleaner).

PROGRAM

IDENTIFICATION OF FAULTS

SYSTEMATIC ANALYSIS

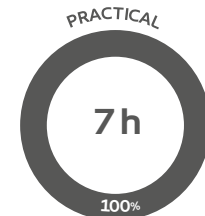
STRUCTURED PROCESSING OF FAULT CHAINS

RESTORATION OF ALL FUNCTIONS IN CASE OF A FAULT

TA-320-3

Level 3

DURATION



Training can be scheduled from 08:30 AM to 12:00 PM and from 13:00 PM to 17:00 PM

LOCATION

Taking place at the training center of:

Erfstadt (50)

Or taking place at the customer's site*

PUBLIC

All profiles (sales, technical)
6 trainees maximum per session

THEORETICAL



Power Point Slides




MCQ and exercises



Memento

PRACTICAL



Training Cell



Video support



Demo case

PRICE / SESSION

On training center	At customer's site
Consult the price list	Consult the price list

* For training sessions at your site, the following equipment will be required: a furnished & quiet room, projector & flip chart, access to a training system.



LI

A shiny, reflective metal funnel is the central focus, resting on a grid of paper with handwritten notes. The funnel's surface is highly polished, reflecting the surrounding environment, including a person wearing a green surgical cap and mask in the background. The paper beneath the funnel contains various handwritten notes in blue ink, including the words "Pipette", "34", "3 Bar", and "Bed side / Turbine HS.". The overall scene suggests a clinical or laboratory setting where precision and attention to detail are paramount.

NE AUDITS

LINE AUDITS



PPH707 dismantling.



Ground continuity measures under 500V.

A technical expertise and follow-up on site

Inscribed in a technical support program for our customers using Sames equipment in electrostatic powdering and painting, the line audit approach is designed to help you optimize and control your production process.

Our network of Sames experts is continuously trained and qualified to provide our customers with technical expertise on powder or liquid installations in which our equipment is integrated. The overall environment of your production line will be taken into account in this technical survey.

Line audit visits allow to:

- Identify critical points that may affect the reliability or mechanical integrity of the Sames equipment;
- Identify and contain any changes of the system from its original operating;
- Identify all wear parts and first emergency parts necessary for the continuity of your production;
- Develop a Preventive Maintenance Plan* (P.M.P.) personalized and adapted to your production environment;
- Provide on site technical advice appropriate to the situation and define training allowing a professionalisation of your operating staff;
- Identify corrective actions and their degree of urgency.

Line audit visits are scheduled in accordance with your production so as not to disrupt it. The audit of lines is above all a technical assistance.

To allow you to maintain sustainable technical performance of your production equipment in an industrial environment constantly changing and benefit from our expertise over time, Sames also provides preventive maintenance contracts...

(*) Preventive Maintenance Plan (P.M.P.):

Issued from Sames technical instructions, the Preventive Maintenance Plan identifies for each subassembly constituting a specific installation, monitoring and verification operations to achieve, depending on an accurate periodicity.

Line audits

Technical expertise on site



WE CHECK

- Your paint or powder equipment (new and old generation): The general condition of the equipment, the wear and tear and cleanliness of the bell cup, the sealing of quick disconnect plate and status of O-rings, the clogging of the injectors, the sealing of the pneumatic and paint product connections, etc...

WE ANALYSE

- Operating parameters, such as current consumption, high voltage saturation, fault history and safety parameters on HV generators; Any defects that may affect the performance or the efficiency of the equipment.

OUR EXPERIENCE TO ASSIST YOU

DURING YOUR PRODUCTION

- Survey of operating parameters.
- Measurement of ground continuity between the conveyor and the parts to be painted.
- High voltage measurements and airflow control in the booth using regularly calibrated equipment.
- Proposal of solutions and performance optimisation.

OUR TEST POINTS

- Centre distances, projector strokes and trajectory overlaps.
- Mechanical position of the middle stroke and load balancing.
- Chain tension, seizure, wear.
- Carriage and counterweight rollers mechanic backlash.
- Grounding and equipotential bonding.

SE-1-100

LOCATION

On customer's installation

MEASURES



HV measuring



Grounding continuity



Powder flow

REPORT

A detailed report is sent to you within approximately 10 working days.

PRICES / AREA / 1 DAY

Direct customer France	Consult us
Subsidiary area EMEA customer	Consult us
Subsidiary area Rest of the world	Consult us

ADDITIONAL DAY(S)

Direct customer France	Consult us
Subsidiary area EMEA customer	Consult us
Subsidiary area World customer	Consult us

During day shift, 8:30 AM to 5:00 PM. Except weekends and bank holidays.

ADDITIONAL COSTS

Additional costs (Hotel, catering and transport) are to be added out of the EMEA subsidiary area.

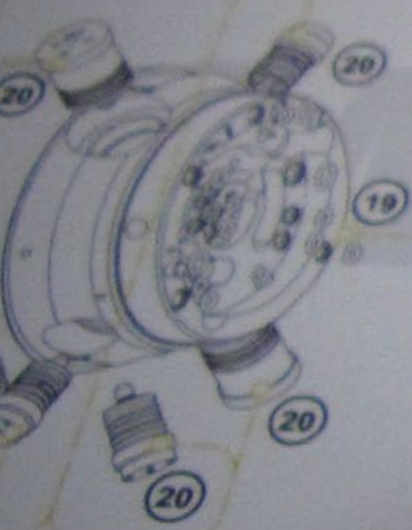
PPH707 SB - FICHE DE CO

sames **Skremlin**

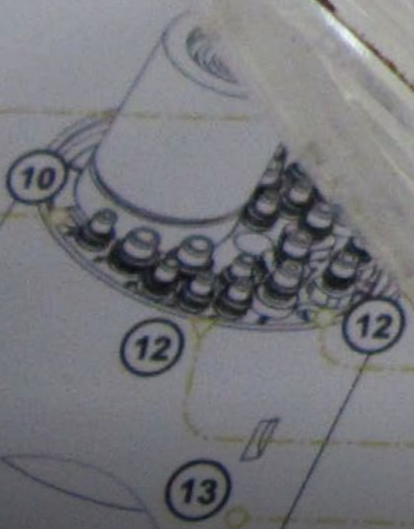
Pulvérisateur Double Circuit Sans Régulateur po
Atomizer double Circuit Without regulator for po

Model	Capacity	Pressure	Flow	Material	Weight
-------	----------	----------	------	----------	--------

Check item	Yes	No
Verification presence of safety device	<input type="checkbox"/>	<input type="checkbox"/>
Verification pressure safety device	<input type="checkbox"/>	<input type="checkbox"/>
Verification safety valve system	<input type="checkbox"/>	<input type="checkbox"/>
Verification alarm system of safety device	<input type="checkbox"/>	<input type="checkbox"/>
Verification presence of parts profiles of air	<input type="checkbox"/>	<input type="checkbox"/>
Verification presence documented technical	<input type="checkbox"/>	<input type="checkbox"/>




METERS :
..... Bars
..... Bars
..... Bars
..... ktr/min
..... kV
..... μ A



MAIN CO

CONTRÔLE / CHECKLIST

pour peintures solvantées p > 3 MQ
peintures solvant p > 3 MQ



MAINTENANCE CONTRACTS

	Checking (status fittings)
Support arrière / Rear support	Vérification état et propreté / Checking status and cleanliness
Coil / Coil	Vérification état et transparence / Check status and transparency
Bloc connexion coil / Coil connection block	Vérification fixation et étanchéité raccords / Checking checking fixing and sealing fittings
16 Support arrière / Rear support	Vérification état support et fixation / Checking status support and fixing

OBSERVATIONS :

MAINTENANCE CONTRACTS



Maintenance TRP500 penetrant testing line.



Dismantling of an equipment during a maintenance.

An adapted preventive maintenance plan

The increase in the cost of consumables and energy related to equipment wear usually generates in many companies additional uncontrolled costs, that only a personalized action plan may contain. The preventive maintenance contract proposed by Sames is part of a program of technical support to our customers.

It is intended to help you optimize your production. In a research context of competitiveness and productivity, the approach taken by our Customer Support Service allows you, in the short term to improve the performance of your installation. Preventive maintenance consists of various controls as recommended by Sames Preventive Maintenance Plan.

These operations are performed by a qualified technician. Under this contract for preventive maintenance, we take care of the technical verifications and if necessary bring the appropriate settings. The local environment of your installation is included in the technical audit.

These technical visits allow to:

- Identify critical points that may affect the reliability or integrity of your Sames equipments;
- Identify and curb any abuses of the system from its original operation;
- Identify corrective actions to perform and their urgency;
- Identify all wearing parts and list emergency spares for the continuity of your production.

During a shutdown we check the internal mechanical robots up and down (and/or positionner.) We check the powder spraying and paint spraying equipment manual and automatic (new and old generation.)

We also control the correct operation of the Sames peripheral powder installations (powder coating central, filtration and recycling group) and water-soluble paint or solvent (insulating table, pump and pneumatic agitator, etc.)

Maintenance

Preventive maintenance contract



PREREQUISITE

- A line audit is required on the installation in order to define the scope of action for preventive maintenance.

WE CHECK YOUR INSTALLATION

- On the basis of a preventive maintenance plan tailored to your installation, prepared following a prior line audit; And equipment inspection sheets.

THE MAINTENANCE CONTRACT

WE REPLACE AND ADJUST

- The consumables defined in the contract (seals, O-rings, paint or powder pipes, micro valves, reciprocator chains, etc.)
- Functional play of carriage rollers.

PERFORMANCE MEASUREMENTS

- Ground continuity on the parts to be painted.
- Effective high voltage on shroud or nozzles.
- Current consumption.
- High voltage limitation.
- Powder flow.

SE-2-100

LOCATION

Meylan (38)

Stains (93)

MEASURES



HV measuring



Grounding continuity



Powder flow

REPORT

A detailed report is sent to you within approximately 10 working days.

PRICES / AREA / 1 DAY

Direct customer France	Consult us
Subsidiary area EMEA customer	Consult us
Subsidiary area Rest of the world	Consult us

ADDITIONAL DAY(S)

Direct customer France	Consult us
Subsidiary area EMEA customer	Consult us
Subsidiary area World customer	Consult us


During day shift, 8:30 AM to 5:00 PM.
Except weekends and bank holidays.

ADDITIONAL COSTS

Additional costs (Hotel, catering and transport) are to be added out of the EMEA subsidiary area.



LABOR



ORATORIES

LABORATORIES




Sames Application Center Paintshop & industry

Sames Application Center Paintshop & industry

The Application Center Paintshop allows scale 1 paint application tests for your parts placed on a central ground conveyor. Robots will simulate the paint process with adjusted trajectories as it would occur in your factory. Testing conducted in the Application Center can validate a process concept distinctively tailored to your specifications.

The Application Center also allows you to develop & certify all trajectories & paint brush parameters while adapting to the complete paint application of each individual part to be coated in your production facility, thus saving time & quick starting your production line.



Sames Germany Laboratory All Industries

Sames Germany Laboratory All Industries

Our test laboratory for the DACH region (Germany, Switzerland, Austria) is located in our subsidiary in Neuss. The technical centre, which was renovated in 2018, offers you the opportunity to take part in training or tests on site. Lab capabilities:

- 2 liquid application booth for manual, automatic and robotic application
- 1 robot for automatic applications of liquid paint with overhead conveyor, oven & vertical ventilation
- 1 reciprocator for the application of liquid paint with overhead conveyor, oven & vertical ventilation



Sames AMERICA Application Center All industry

Sames AMERICA Application Center All industry

Located in PLYMOUTH, Michigan, we can present our full product line from basic to advanced Product Knowledge and Process Validation testing in our Sames NA Application Center. Lab Capabilities:

- Robotic liquid application booth with conveyor, oven & downdraft ventilation Automatic & manual liquid application booth with overhead conveyor, oven & horizontal ventilation
- High viscosity robotic application process platform
- Manual / robotic powder application booth



Sames ASIA Application Center All industry

Sames ASIA Application Center All industry

Located in SHANGHAI, China, we can present our full product line from basic to advanced Product Knowledge and Process Validation testing in our Sames ASIA Application Center. Lab Capabilities:

- Robotic liquid application booth with conveyor, oven & downdraft ventilation Automatic & manual liquid application booth with overhead conveyor, oven & horizontal ventilation
- High viscosity robotic application process platform
- Manual / robotic powder application booth

Laboratories

Processes development



PROCESS LAB SERVICES

We perform in-house validations & new developments of your processes. The right solution for your needs is waiting to be discovered at our state of the art testing labs or with one of our network of partners.

Section under construction.
Soon available.

SE-3-100

LOCATION

Meylan (38)

Stains (93)

MEASURES



HV measuring



Grounding continuity



Powder flow

REPORT

A detailed report is sent to you within approximately 10 working days.

PRICES / AREA / 1 DAY

Direct customer France	Consult us
Subsidiary area EMEA customer	Consult us
Subsidiary area Rest of the world	Consult us

ADDITIONAL DAY(S)

Direct customer France	Consult us
Subsidiary area EMEA customer	Consult us
Subsidiary area World customer	Consult us

During day shift, 8:30 AM to 5:00 PM.
Except weekends and bank holidays.

ADDITIONAL COSTS

Additional costs (Hotel, catering and transport) are to be added out of the EMEA subsidiary area.



AFT



ER-SALES


AFTER-SALES



Control Etel Motor

Repair centers

3 specialized repair centers located on the production sites (Meylan, Stains and Erfstadt) allow the repair under warranty of equipment that cannot be repaired locally.



Mechanical disassembly during a maintenance.

Section under
construction.
Soon available.

After-sales

Repairs and warranty



REPAIR

Our network of experts are continuously trained & qualified to support our products with precise components, work procedures & tools. If the warranty period expires, Repair operations will be quoted & executed following order confirmation.

WARRANTY

Our network of experts are continuously trained & qualified to repair our products with precise components, work procedures & tools. They are capable of ensuring the Warranty worldwide service based on our international terms.

TECHNICAL EXPERTISE

Our network of experts are continuously trained & qualified to deliver technical expertise on your production tools, while addressing the issues encountered in your factory.

WE HAVE SEVERAL LEVELS OF SERVICES

- Remote expertise - based on mail/phone contact
- Physical expertise - based on products returned
- Line inspection - based on deep site analysis procedures & tools. They are capable of ensuring the Warranty worldwide service based on our international terms.

SE-4-100

LOCATION

Meylan(38) / Stains(93) / Erftstadt(50)

MEASURES



HV measuring



Grounding continuity



Powder flow

REPORT

A detailed report is sent to you within approximately 10 working days.

PRICES / AREA / 1 DAY

Direct customer France	Consult us
Subsidiary area EMEA customer	Consult us
Subsidiary area Rest of the world	Consult us

ADDITIONAL DAY(S)

Direct customer France	Consult us
Subsidiary area EMEA customer	Consult us
Subsidiary area World customer	Consult us

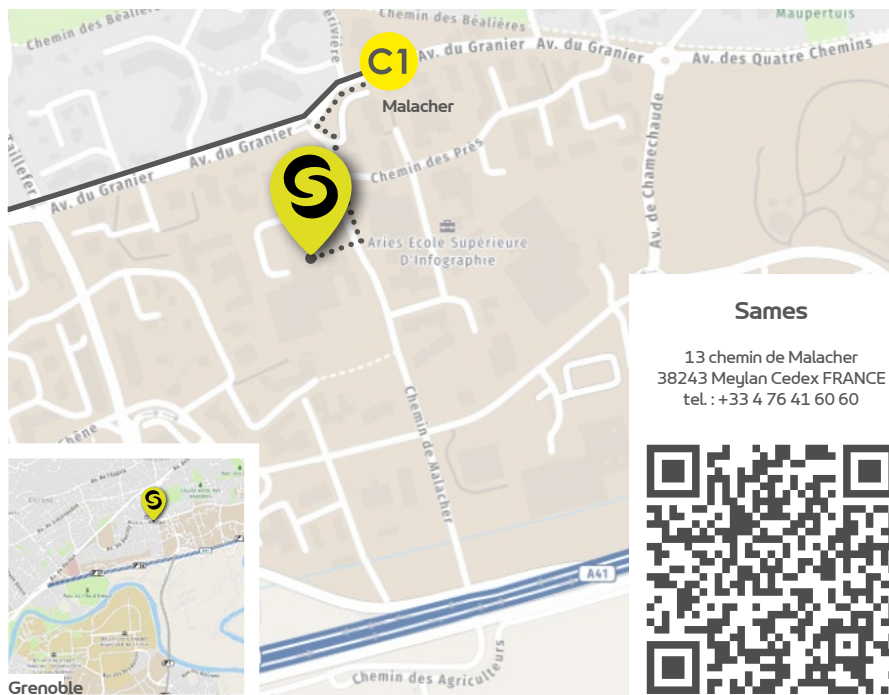
During day shift, 8:30 AM to 5:00 PM. Except weekends and bank holidays.

ADDITIONAL COSTS

Additional costs (Hotel, catering and transport) are to be added out of the EMEA subsidiary area.

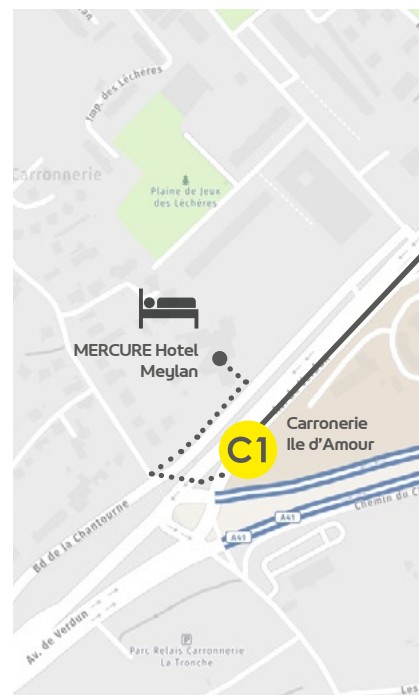
ACCESS MAP

MEYLAN SITE



Sames

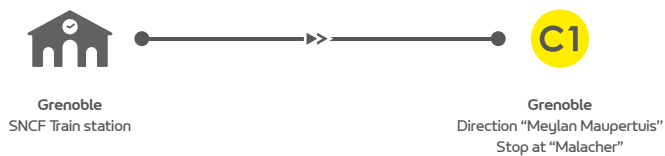
13 chemin de Malacher
38243 Meylan Cedex FRANCE
tel. : +33 4 76 41 60 60

MERCURE Hotel Meylan
34 Avenue de Verdun, 38240 Meylan
Tel. : +33 4 76 90 63 09

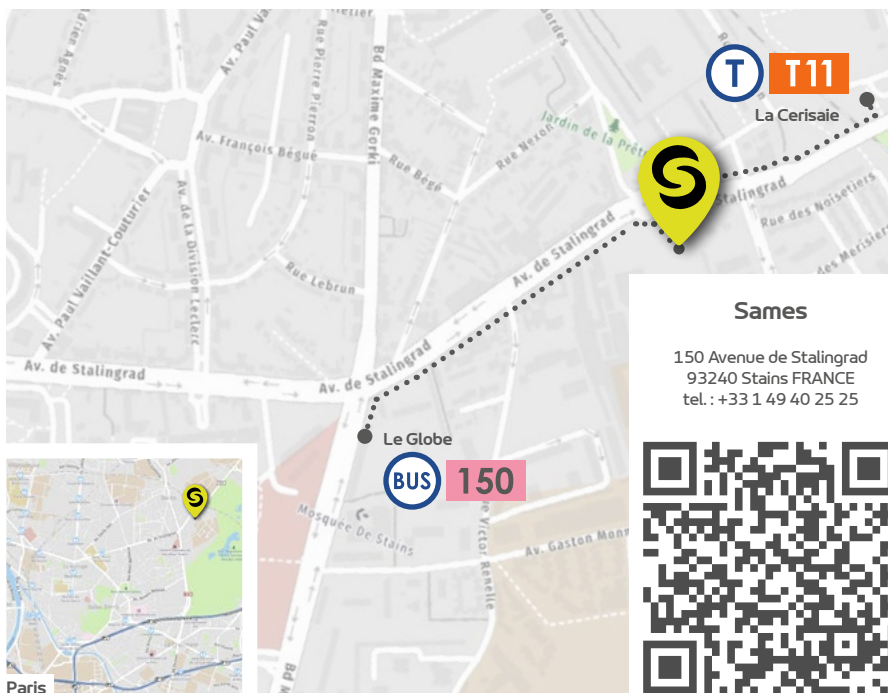
Access to the site of Meylan by bus Chrono C1 in 5 minutes then 5 minutes by foot.

Negotiated prices – contact us

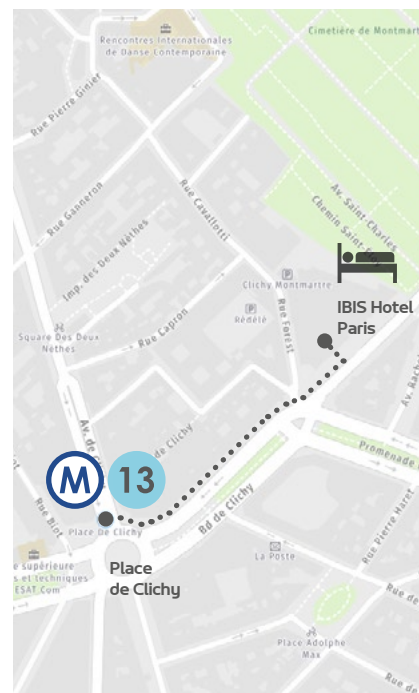


ACCESS MAP

STAINS SITE



Sames
 150 Avenue de Stalingrad
 93240 Stains FRANCE
 tel. : +33 1 49 40 25 25



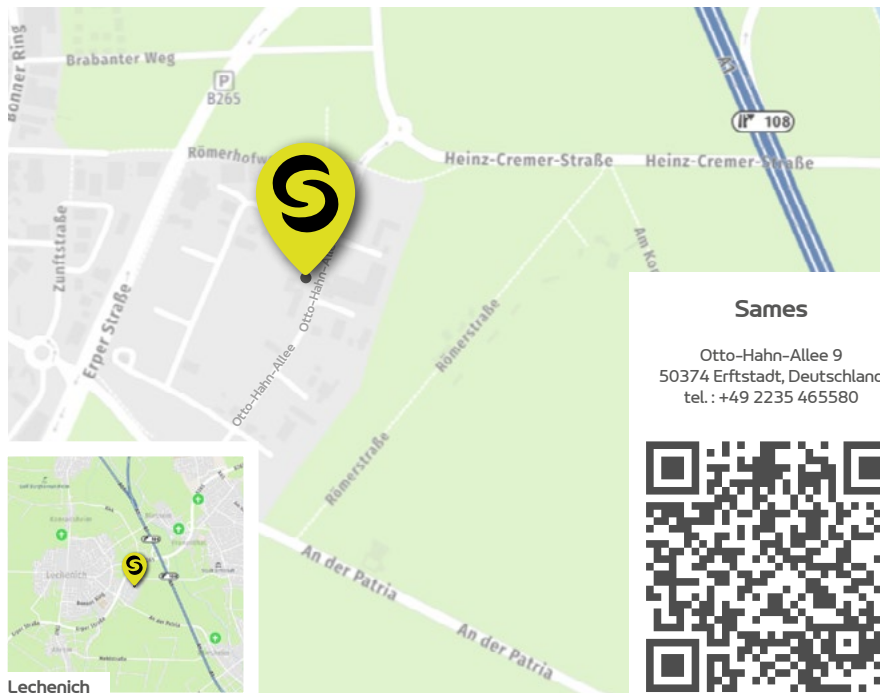
IBIS Hotel Paris
 5 Rue Caulaincourt, 75018 Paris
 Tel. : +33 1 55 30 18 18
 Access to the site of Stains from Place de Clichy.
 Take the metro n°13 then take the bus 255.

Negotiated prices – contact us

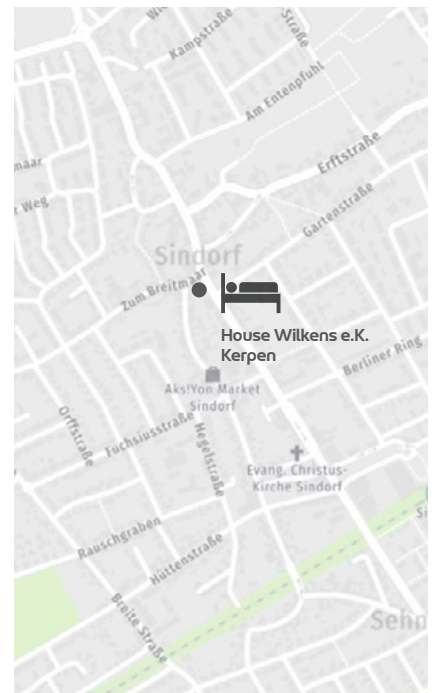


ACCESS MAP

ERFTSTADT SITE




Sames
 Otto-Hahn-Allee 9
 50374 Erfstadt, Deutschland
 tel. : +49 2235 465580




House Wilkens e.K.
 Zum Breitmaar 1, 50170 Kerpen
 Tel. : +49 2273 60660
Approximately 15 minute car ride to Erfstadt.

INDEX

BASICS TRAININGS


A		
Airspray	18	
Airmix®	19	
Airless®	20	
B		
Bell cup	23	
E		
Electrostatic	22	
H		
Ht Hydro	26	
M		
Mechanics & Elec.	27	
P		
Paint	21	
Powder	25	
R		
Robotic	24	

PRODUCTS TRAININGS

		
1K visualization IKS1 Operating	79	
1K visualization IKS1 Maintenance	80	
2K visualization IKS1 Operating	81	
2K visualization IKS1 Maintenance	82	
1K/2K visualization IKS1 Maintenance	83	
A		
A25 Flowmax®	32	
A28 / A29 / A3	33	
A35	34	
ATX / AVX	35	
Accubell 709 Evo	42	
Autostream	48	
B		
BSC300	64	
C		
Cyclomix™ Evo	60	
Cyclomix™ Expert	59	
Cup pump	72	
F		
Fpro	50	
Fstart	54	
FCR	67	
Flowmax®	73	
FCG	75	
G		
GNM300	65	
I		
Inocartseries	55	
Inogun A	37	
Inobell	47	
InogunM	56	
Isocube	62	
IS5000	79	

INDEX

PRODUCTS TRAININGS

M	
MCR&VCR.....	68
Mechanical	78
Multipoint	84
N	
Nanobell2	43
Nanobell801	44
Nanobell803	46
Nanogun+	49
O	
04D140 / 01D140	76
P	
PPH 308	38
PPH 707 SB	39
PPH 707 Ext	40
PPH 707 2KMT	41
PPH 707 Ext i	45
PU3000	57
Prima™01D100	71
Q	
Quatro	74
R	
REV800	66
RFV2000	77
S	
S3	51
Sflow™ 275 / 450	53
T	
TRP501 / TRP502	36
TCR	70
U	
Upside	63
W	
Workshop	85
X	
Xcite™+ / Xcite™+ Light.....	52

SYSTEMS TRAININGS

A	
Automatism Software <i>Liquid</i>	94
Automatism Software <i>Powder</i>	101
B	
BC5000.....	103
C	
Cleaning Installation	102
E	
Easytraj 3D	93
I	
Installation Handling <i>Liquid</i>	90
Installation Driving <i>Liquid</i>	91
Installation Painting Antenna	92
Installation Maintenance <i>Liquid</i>	95
Installation Cleaning <i>Liquid</i>	96
Installation Handling <i>Powder</i>	98
Installation Driving <i>Powder</i>	99
Installation Powder antenna	100
Installation Cleaning <i>Powder</i>	102
S	
Scope view	106
T	
Type Start-up	97
Twincat3	105
Troubleshooting.....	107

SERVICES

After-Sales	124
Line Audits	112
Laboratories	120
Maintenance Contracts	116

To contact our training center:

Sames Meylan training center:

Tel. +33 6 74 94 36 10
+33 4 76 41 60 99

Christophe Baillet
christophe.baillet@sames.com

13, chemin de Malacher
38240 Meylan Cedex - France

Sames Stains training center:

Tel. +33 6 74 94 36 10
+33 4 76 41 60 99

Christophe Baillet
christophe.baillet@sames.com

150, avenue de Stalingrad
93245 Stains Cedex - France

Sames Erfstadt training center:

Tel. +49 0162 1318 663
+49 0223 5465 58141

Michael Schmidt
michael.schmidt@sames.com

Otto-Hahn-Allee 9
50374 Erfstadt - Deutschland

Enjoy being the best *together*

For almost a century, **Sames** has provided services and equipment for the application of liquid and powder paints, adhesives and sealants to bond, protect and beautify all types of surfaces.

We design, produce and market complete solutions - manual guns, automatic and robotic applicators, dosers, pumps and dosing machines...

We offer solutions at the cutting edge of technological innovation, serving industrial efficiency for the most challenging customers, and environmentally friendly.

In addition to delivering products, our services include the audit of your installations and consulting, training, repair and programming assistance of your robotic installations.

More than a supplier, **Sames**
is the partner of your performance.

We simply apply the most efficient solutions.



Siège Social : 13, chemin de Malacher - CS70086 - 38243 Meylan Cedex - France
Tél. +33 (0)4 76 41 60 60 - www.sames.com